

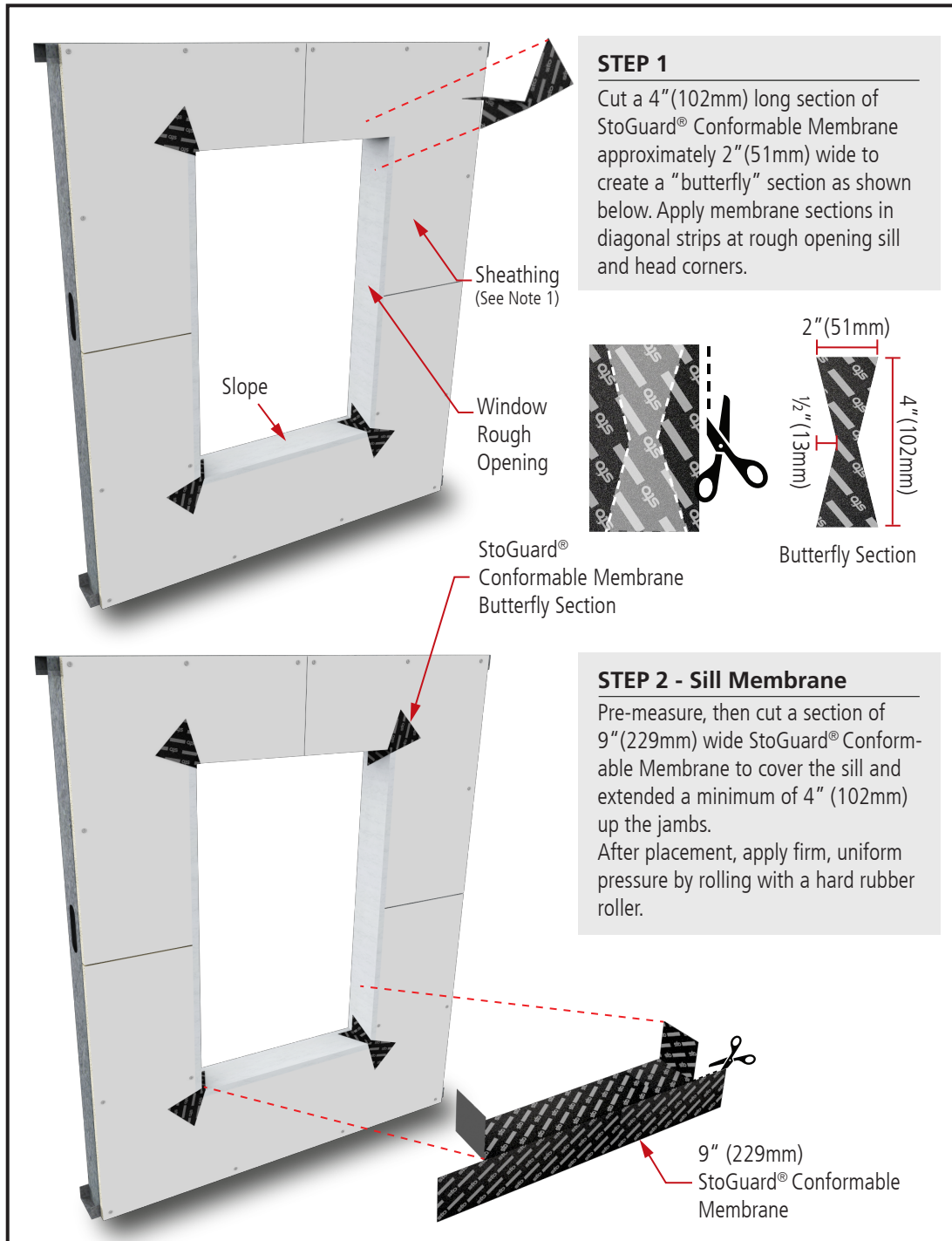
StoShield™ SA

Rough Opening Protection

Detail No.: 24s.20

Date: May 2025

Page 1 of 4



Notes:

1. Glass mat gypsum sheathing in compliance with ASTM C1177, Exterior Grade or Exposure 1 wood-based sheathing, or cementitious sheathing in compliance with ASTM C1325 Type A.
2. Use 6" (152mm) StoGuard Conformable Membrane with 2"x 4" framing and 9" (229mm) for 2"x 6" framing.
3. Components not identified as Sto are furnished by other manufacturers and are not necessarily installed by trades who install the Sto products. Refer to project specific contract documents.



ATTENTION

Property of Sto Corp. All Rights Reserved.

www.stocorp.com

Sto products are intended for use by qualified professional contractors, not consumers, as a component of a larger construction assembly as specified by a qualified design professional, general contractor or builder. They should be installed in accordance with those specifications and Sto's instructions. Sto Corp. disclaims all, and assumes no, liability for on-site inspections, for its products applied improperly, or by unqualified persons or entities, or as part of an improperly designed or constructed building, for the nonperformance of adjacent building components or assemblies, or for other construction activities beyond Sto's control. Improper use of Sto products or use as part of an improperly designed or constructed larger assembly or building may result in serious damage to Sto products, and to the structure of the building or its components.

STO CORP. DISCLAIMS ALL WARRANTIES EXPRESSED OR IMPLIED EXCEPT FOR EXPLICIT LIMITED WRITTEN WARRANTIES ISSUED TO AND ACCEPTED BY BUILDING OWNERS IN ACCORDANCE WITH STO'S WARRANTY PROGRAMS WHICH ARE SUBJECT TO CHANGE FROM TIME TO TIME. For the fullest, most current information on proper application, clean-up, mixing and other specifications and warranties, cautions and disclaimers, please refer to the Sto Corp. website, www.stocorp.com.



StoShield™ SA

Rough Opening Protection

Detail No.: 24s.20

Date: May 2025

Page 2 of 4

Notes:

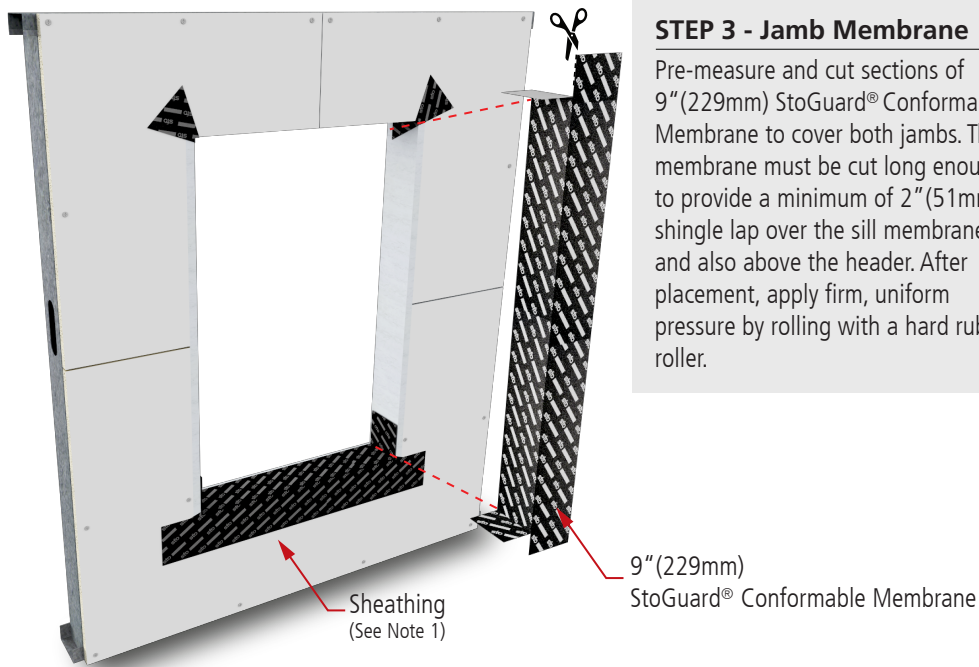
1. Glass mat gypsum sheathing in compliance with ASTM C1177, Exterior Grade or Exposure 1 wood-based sheathing, or cementitious sheathing in compliance with ASTM C1325 Type A.

2. Use 6" (152mm) StoGuard Conformable Membrane with 2" x 4" framing and 9" (229mm) for 2" x 6" framing.

3. Components not identified as Sto are furnished by other manufacturers and are not necessarily installed by trades who install the Sto products. Refer to project specific contract documents.

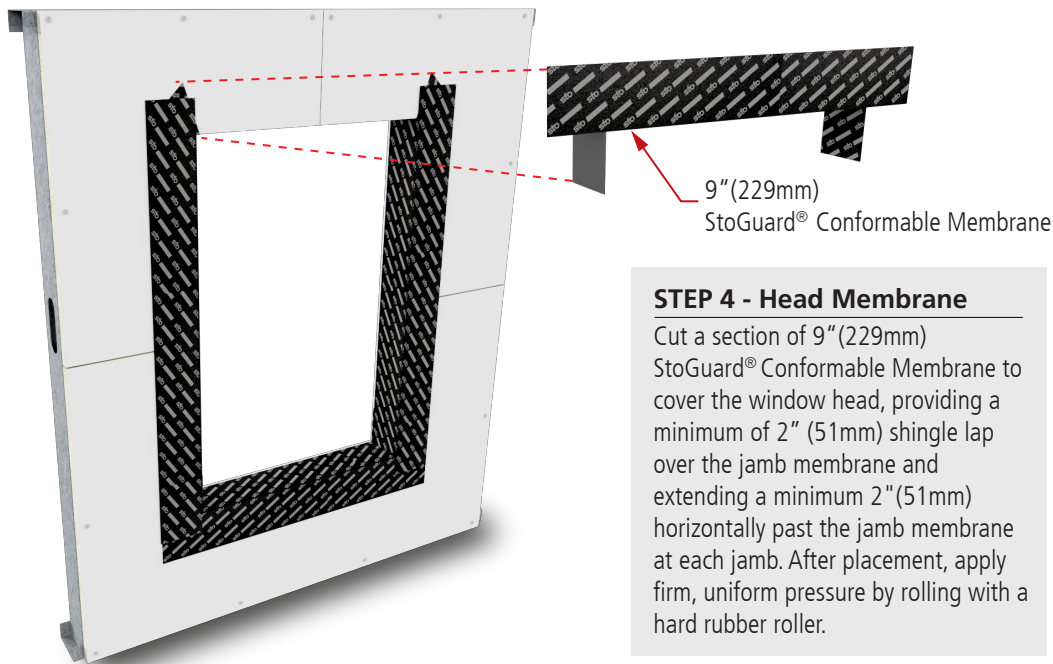
STEP 3 - Jamb Membrane

Pre-measure and cut sections of 9" (229mm) StoGuard® Conformable Membrane to cover both jambs. The membrane must be cut long enough to provide a minimum of 2" (51mm) shingle lap over the sill membrane and also above the header. After placement, apply firm, uniform pressure by rolling with a hard rubber roller.



STEP 4 - Head Membrane

Cut a section of 9" (229mm) StoGuard® Conformable Membrane to cover the window head, providing a minimum of 2" (51mm) shingle lap over the jamb membrane and extending a minimum 2" (51mm) horizontally past the jamb membrane at each jamb. After placement, apply firm, uniform pressure by rolling with a hard rubber roller.



ATTENTION

Property of Sto Corp. All Rights Reserved.

Sto products are intended for use by qualified professional contractors, not consumers, as a component of a larger construction assembly as specified by a qualified design professional, general contractor or builder. They should be installed in accordance with those specifications and Sto's instructions. Sto Corp. disclaims all, and assumes no, liability for on-site inspections, for its products applied improperly, or by unqualified persons or entities, or as part of an improperly designed or constructed building, for the nonperformance of adjacent building components or assemblies, or for other construction activities beyond Sto's control. Improper use of Sto products or use as part of an improperly designed or constructed larger assembly or building may result in serious damage to Sto products, and to the structure of the building or its components.

STO CORP. DISCLAIMS ALL WARRANTIES EXPRESSED OR IMPLIED EXCEPT FOR EXPLICIT LIMITED WRITTEN WARRANTIES ISSUED TO AND ACCEPTED BY BUILDING OWNERS IN ACCORDANCE WITH STO'S WARRANTY PROGRAMS WHICH ARE SUBJECT TO CHANGE FROM TIME TO TIME. For the fullest, most current information on proper application, clean-up, mixing and other specifications and warranties, cautions and disclaimers, please refer to the Sto Corp. website, www.stocorp.com.

www.stocorp.com

StoShield™ SA Rough Opening Protection

Detail No.: 24s.20

Date: May 2025

Page 3 of 4



Notes:

1. Glass mat gypsum sheathing in compliance with ASTM C1177, Exterior Grade or Exposure 1 wood-based sheathing, or cementitious sheathing in compliance with ASTM C1325 Type A.
2. Refer to manufacturer's installation instructions for the window or other object that occupies the opening to ensure airtightness and watertightness of the final assembly. If head flashing is used, counter flash with StoGuard® Conformable Membrane and cap seal the top edge of the membrane with Sto RapidGuard®.
3. Components not identified as Sto are furnished by other manufacturers and are not necessarily installed by trades who install the Sto products. Refer to project specific contract documents.



ATTENTION

Property of Sto Corp. All Rights Reserved.

Sto products are intended for use by qualified professional contractors, not consumers, as a component of a larger construction assembly as specified by a qualified design professional, general contractor or builder. They should be installed in accordance with those specifications and Sto's instructions. Sto Corp. disclaims all, and assumes no, liability for on-site inspections, for its products applied improperly, or by unqualified persons or entities, or as part of an improperly designed or constructed building, for the nonperformance of adjacent building components or assemblies, or for other construction activities beyond Sto's control. Improper use of Sto products or use as part of an improperly designed or constructed larger assembly or building may result in serious damage to Sto products, and to the structure of the building or its components.

STO CORP. DISCLAIMS ALL WARRANTIES EXPRESSED OR IMPLIED EXCEPT FOR EXPLICIT LIMITED WRITTEN WARRANTIES ISSUED TO AND ACCEPTED BY BUILDING OWNERS IN ACCORDANCE WITH STO'S WARRANTY PROGRAMS WHICH ARE SUBJECT TO CHANGE FROM TIME TO TIME. For the fullest, most current information on proper application, clean-up, mixing and other specifications and warranties, cautions and disclaimers, please refer to the Sto Corp. website, www.stocorp.com.

www.stocorp.com



StoShield™ SA Rough Opening Protection

Detail No.: 24s.20

Date: May 2025

Page 4 of 4

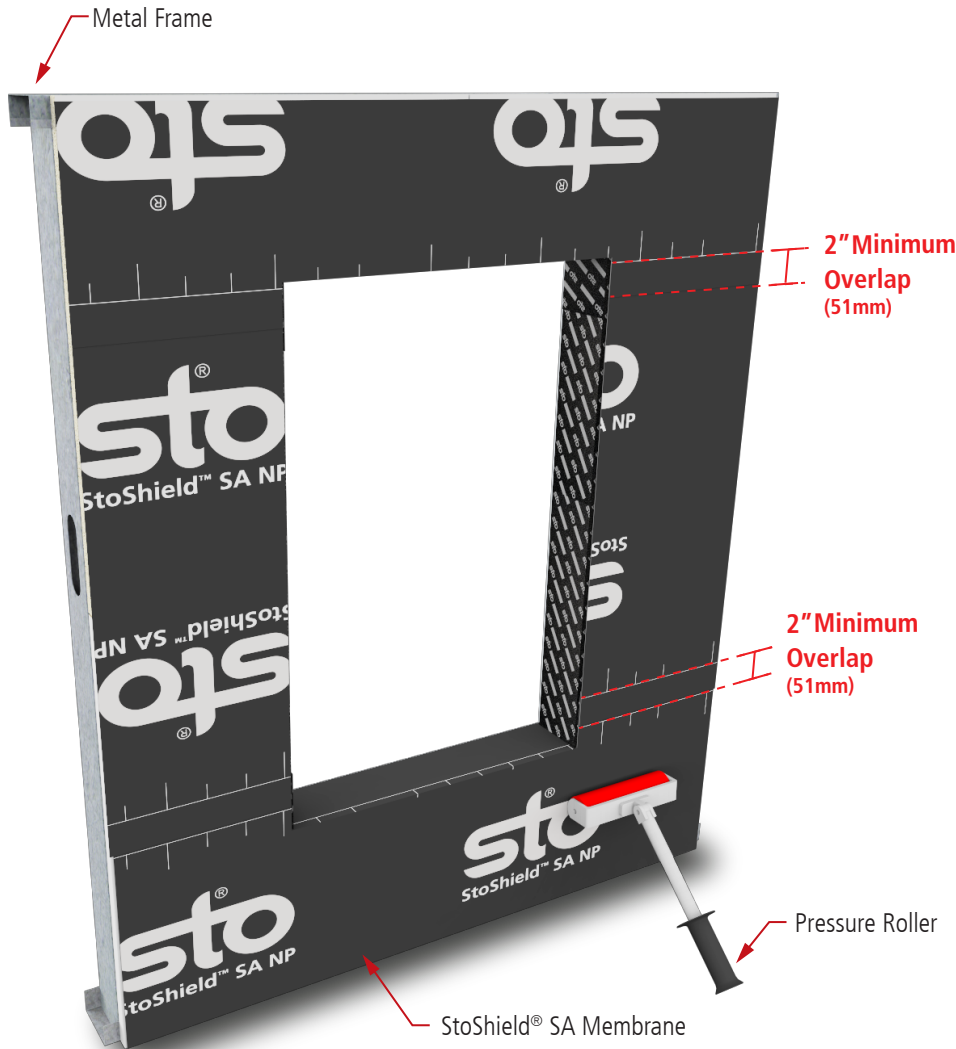
Notes:

1. Glass mat gypsum sheathing in compliance with ASTM C1177, Exterior Grade or Exposure 1 wood-based sheathing, or cementitious sheathing in compliance with ASTM C1325 Type A.

2. Apply StoShield™ SA membranes with minimum 2" (51mm) shingle laps at horizontal seams.

3. **IMPORTANT:** After StoShield™ SA membrane application is in place, immediately apply firm, uniform pressure using a hard rubber roller to create a wrinkle-free surface.

4. Components not identified as Sto are furnished by other manufacturers and are not necessarily installed by trades who install the Sto products. Refer to project specific contract documents.



STEP 7

Install StoShield® SA membrane beginning at the bottom of the wall, working up, shingle lapping a minimum of 2" (51mm). After placement, apply firm, uniform pressure by rolling with a hard rubber roller.



ATTENTION

Property of Sto Corp. All Rights Reserved.

www.stocorp.com

Sto products are intended for use by qualified professional contractors, not consumers, as a component of a larger construction assembly as specified by a qualified design professional, general contractor or builder. They should be installed in accordance with those specifications and Sto's instructions. Sto Corp. disclaims all, and assumes no, liability for on-site inspections, for its products applied improperly, or by unqualified persons or entities, or as part of an improperly designed or constructed building, for the nonperformance of adjacent building components or assemblies, or for other construction activities beyond Sto's control. Improper use of Sto products or use as part of an improperly designed or constructed larger assembly or building may result in serious damage to Sto products, and to the structure of the building or its components.

STO CORP. DISCLAIMS ALL WARRANTIES EXPRESSED OR IMPLIED EXCEPT FOR EXPLICIT LIMITED WRITTEN WARRANTIES ISSUED TO AND ACCEPTED BY BUILDING OWNERS IN ACCORDANCE WITH STO'S WARRANTY PROGRAMS WHICH ARE SUBJECT TO CHANGE FROM TIME TO TIME. For the fullest, most current information on proper application, clean-up, mixing and other specifications and warranties, cautions and disclaimers, please refer to the Sto Corp. website, www.stocorp.com.

