Building with conscience.

StoLite™ Panel

Design Guide and Detail Booklet

Series 50s.xx | November 2021

Facades

Insulated Prefabricated Panels

StoLite™ Panel System is a lightweight prefabricated insulating exterior wall panel that combines superior weather tightness with excellent thermal performance. It incorporates a wide range of decorative textured finishes and veneer options for maximum design freedom and value. It can be used in residential, commercial, and institutional wall construction, new or existing, where installation speed, minimal business disruption and quality are critical.



Design Guide and Details

General Notes

Structural - Wind Loads 2
Fire 2
Moisture Protection 2
Thermal Insulation 3
Impact Resistance 3
Aesthetics 3
Joints 4
Regulatory Compliance 4
Sustainability 4
Other 4

Product Use Information

Air and Moisture Barriers - Fluid Applied 6
Panel Adhesives 6
Insulation Board 6
Channel Adhesive 6
Basecoats 6
Meshes and Tapes 7
Primer 7
Finishes 7

StoGuard Product Use Chart

Joints, Seams, Rough Opening Protection and Transitions 8

Guide Details

Panel Components 50s.00A
Panel Components with StoCast Brick ..... 50s.00 SCB
Panel Components with StoCast Wood..... 50s.00 SCW
Panel Backwrapping - Front of Panel 50s.00B
Panel Backwrapping and Slotting - Back of Panel 50s.00B
Panel Assembly (A & B) and Typical Joint..... 50s.00C
C-Channel & Edge Angle 50s.00E
Mechanical Bracket Fastening - Option 1 ..... 50s.00F
Mechanical Bracket Fastening - Option 2 ..... 50s.00F
Front & Back Fastening Methods 50s.00G
Adhesive Attachment 50s.00H
Aesthetic Reveals & Build-Outs 50s.00I
Termination at Grade - Flush Foundation 50s.01A
Termination at Grade - Overlapping Foundation 50s.01B
Base of Wall 50s.01C
Box Window Head 50s.02A
Box Window Sill 50s.02B
Inside Corner 50s.03
Outside Corner 50s.04
Termination at Parapet 50s.05A
Cornice or Special Shape 50s.05B
Termination at Soffit 50s.06

ATTENTION

The final design of any project is the sole responsibility of the Design Professional, with considerations for compliance of local building and design codes and requirements. Sto Corp. accepts no liability for design, engineering, or workmanship of any project. The information provided herein is in addition to other technical data provided by Sto Corp. (System Bulletin, Specification, Guide Details, etc). For more information, please visit www.stocorp.com

Sto Corp.
3800 Camp Creek Pkwy. SW
Bldg. 1400 • Suite 120
Atlanta, GA 30331
Tel: (800) 221-2397
Fax: (404) 346-3119
http://www.stocorp.com
helpdesk.stocorp.com

Structural - Wind Loads

1. Design for maximum allowable deflection normal to the plane of the wall of L/240.

2. Design for wind load in conformance with code requirements.

3. Frame Construction: space studs maximum 16 inches (406mm) on center using either 2x4 or 2x6 wood framing or minimum 18 gauge galvanized steel stud framing.

4. Maximum ultimate wind load resistance:
   a. Assembly 1 - Adhesive and Back Fastening : ±125 lb/ft2 (±5.98 kPa)
      Maximum panel size: 8ft x 12ft (2.43m x 3.65m) with a maximum length or height of 12ft (3.65m).

   b. Assembly 2 - Adhesive and Clip Fastening: +125 lb/ft2, -24 lb/ft2 (+5.98 kPa, - 0.95 kPa)
      Maximum panel size: 4ft x 8ft (1.21m x 2.43m) with a maximum length or height of 8ft. (2.43m).

Note: a qualified design professional must determine design wind pressures for the project and apply an appropriate safety factor to ultimate loads as required by building codes to verify adequacy of the proposed attachment method, which includes verifying pullout or withdrawal capacity of screws in relation to design wind pressures, with appropriate safety factor applied.

Fire

1. Insulation board is Type I EPS (Expanded Polystyrene) in confirmation with ASTM E2430 (except for size). Standard Specification for Expanded Polystyrene (EPS) Thermal Insulation Boards for Use in Exterior Insulation and Finish Systems (EIFS).

2. Non-Combustible Construction: StoLite Panel meets requirements for use on non-combustible construction without height limitation based on NFPA 285 and NFPA 268 testing. Maximum allowable thickness of insulation is 12 inches (305mm).

3. Fire–Resistant Rated Construction: StoLite Panel maintains hourly fire resistance rating of concrete, concrete masonry, and non-load bearing steel frame wall assemblies. Maximum allowable thickness of insulation is 4 inches (102mm) for non-load bearing steel frame wall assemblies, 12 inches (305mm) for mass walls (concrete or masonry).

Moisture Protection

1. Refer to Sto Tech Hotline No. **0403-BSc, Critical Detail Checklist for Wall Assemblies**, and No. **0603-BSc Moisture Control Principles for Design and Construction of Wall Assemblies**, for basic details and principles that must be employed in design and construction of wall assemblies to control moisture.

2. StoGuard functions as the air barrier and moisture barrier (AMB) in the system and conforms with the requirements of ASTM E2570, Standard Test Methods for Evaluating Water-Resistive Barrier (WRB) Coatings Used Under Exterior Insulation and Finish Systems (EIFS) or EIFS with Drainage. The moisture protection provided by StoGuard protects walls against moisture damage from rain during the construction process and in the event of a breach in the wall cladding while in service. Flashing must always be integrated with the AMB in the wall assembly to direct water to the exterior of the cladding, not into the wall assembly, particularly at potential leak sources such as windows.

3. The function of an air barrier should not be confused with that of a vapor retarder. A vapor retarder is placed in the wall to resist differential vapor pressures, whereas the air barrier is designed to resist the structural live loads induced by air pressure difference. Generally a vapor retarder is placed on the warm side of the wall. Specifically, it is placed on the interior side of the insulation in cold climates and on the exterior side of the insulation in warm humid climates to minimize condensation within the wall assembly.

Continued on next page

Moisture Protection (cont'd)

A vapor retarder may not be necessary depending on the wall components, the range of temperature/humidity conditions inside and outside, and the mechanical ventilation of the building. A vapor retarder should not be used on the interior side of walls in warm humid climates. Refer to applicable building codes for further guidance.

4. The system functions to resist water penetration based on testing in accordance with ASTM E331, (Standard Test Method for Water Penetration of Exterior Windows, Skylights, Doors, and Curtain Walls by Uniform Static Air Pressure Difference) and also drains incidental water in the event of a breach of the outer facing (lamina). The system has a drainage efficiency greater than 90% based on testing in accordance with ASTM E2273, Standard Test Methods for Determining the Drainage Efficiency of Exterior Insulation and Finish Systems (EIFS) Clad Wall Assemblies.

5. The system is "vapor open" with vapor permeable air and moisture barrier, insulation board, and lamina components. If a vapor barrier is required refer to information on StoGuard VaporSeal.

6. Precautions must be taken to keep insulation board dry during construction and while in service. R-value, adhesion and other properties can be compromised if insulation stays wet. During construction protect with tenting, base coat, or other protection to maintain insulation board integrity and properties.

Thermal Insulation

1. The system employs combustible Type I EPS insulation in compliance with ASTM E2430 (except for size), Standard Specification for Expanded Polystyrene ("EPS") Thermal Insulation Boards for Use in Exterior Insulation and Finish Systems ("EIFS").

2. The insulation must be minimum 2 inches (51mm) thick and has an R-value of R-3.85 at 40°F per inch thickness (0.67 K•m^2/W per 25.4mm thickness at 4°C).

3. The insulation must be minimum 2 inches (51mm) thick for insertion of C-channels and is generally available in ½ inch (13mm) thickness increments.

4. The insulation is limited to a maximum of 12 inches (305mm) thick, or a maximum of 4 inches (102mm) thick when used over non-load bearing fire-rated steel frame wall assemblies.

Impact Resistance

1. Heavy reinforcing mesh layer (15 oz/yd^2 [509 g/m^2]) is recommended for ground floors and other areas at risk of impacts or abuse. Alternative materials and installation systems – stucco, stone, tile – may be more suitable in areas with heavy pedestrian traffic, vehicular traffic (e.g., porte cocherre), and industrial areas.

Aesthetics

1. Slight surface irregularities may be apparent in the finished wall surface for brief periods during the day in critical light.

2. Trim/Reveals: EPS trim can be added to the surface of StoLite Panels and reveals can be cut into the surface of the EPS during fabrication. Minimum required slope of the top surface of the trim or bottom surface of the reveal is 27 degrees. Increase slope for northern climates to prevent accumulation of ice/snow and water on the surface. Where the top surface of trim or bottom surface of reveals projects more than 2 inches (51mm) from the panel surface up to a maximum of 4 inches (102mm), protect the top surface with waterproof base coat (Sto Flexyl). Refer to Sto Detail 50s.05. Periodic inspections and increased maintenance may be required to maintain surface integrity of the finish on weather exposed sloped surfaces. Limit projecting features to easily accessible areas and limit total area to facilitate and minimize maintenance.

Continued on next page

Aesthetics (cont'd)

3. Features: large projecting EPS features such as cornices, ledges, or sills must be protected along their top surface with metal flashing or coping with drip edge, and may require special design with mechanical attachment to structural supports. Refer to Sto Detail 50s.06B.

4. Dark Colors: certain dark, intense colors will show fading more than light colors and will require more frequent re-coating to maintain their vibrancy. Where possible limit use of dark colors to easily accessible areas and limit total area to facilitate and minimize the need for re-coating. Refer to Sto Tech Hotline No. 0893-EC, **Fading in EIFS and Architectural Coatings**.

Joints

1. System requires joints at:
   - Expansion, deflection, control, or cold joints in supporting construction
   - Changes in building height
   - Dissimilar construction or materials
   - Floor lines in multi-level wood frame construction
   - Panel-to-panel joints

Regulatory Compliance

1. StoGuard Air and Moisture Barrier complies with IBC, IRC and IECC as an air barrier material and water-resistive barrier (WRB). Refer to ICC-ES ESR 1233 for listed products.

2. System conforms with 2018 IECC Section C402.2 prescriptive ci R-value requirements for above-grade walls and contributes to U-values when figuring compliance based on U-factor.

3. System conforms with drainage efficiency requirements of 2018 IBC Section 1407 and 2018 IRC Section R703.9.2.

4. System conforms with ASTM E2568 Table 1 durability performance criteria.

Sustainability

1. StoGuard Air and Moisture Barrier, Sto adhesive, and Sto lamina components comply with VOC requirements of SCAQMD Rule 1113.

2. System has high potential for LEED and other sustainability program credits based on efficient and effective use of continuous exterior insulation and resulting reductions in greenhouse gas emissions

Other

1. Always construct a site built mock-up using materials and sub-trades associated with the project to verify installation, sequencing, detailing, and aesthetics, and test the performance of the window/wall assembly and other selected critical detail areas for air leakage, water infiltration, and structural adequacy in relation to design wind pressures. Correct any deficiencies shown by the mock-up and testing before commencing work.

Continued on next page

Other (cont'd)

2. Refer to Product Bulletins, StoLite Panel, Installation Guide, and guide Specifications and Details, for additional information.

3. The use of dark color finishes is restricted over EPS with a service temperature limit of 165°F (74°C). This temperature can be exceeded by absorption of sunlight and transfer of heat energy to the surface of the EPS, thus causing surface deformation. Select colors with an LRV (Light Reflectance Value) of greater than 20. Refer to Sto Tech Hotline No. 1294-E, **Restrictions on the Use of Dark Colors with Exterior Insulation and Finish Systems (EIFS).**

4. The system is intended for use on vertical above grade walls only. It is not intended for use below grade, on ceilings of soffits, or on roofs or roof-like surfaces.

5. The final design of the project is the responsibility of the Design Professional. Sto accepts no liability for design, engineering, or workmanship of any project. The notes provided herein are in addition to Sto Guide Details, Guide Specifications, and other items available at www.stocorp.com

Air and Moisture Barriers - Fluid Applied

Sto Gold Coat® - Roller or spray applied vapor-permeable air & moisture barrier designed for use in StoTherm® ci Systems.

Sto Gold Coat® TA - Trowel applied vapor-permeable air & moisture barrier for use behind siding, brick, stone, adhered veneer, and StoTherm® ci Systems.

Sto RapidGuard™ - One-component air barrier and waterproof material used to protect rough openings, sheathing joints, seams, cracks, penetrations, and other transitions in above grade wall construction.

Sto Gold Fill® - Trowel applied joint treatment and air barrier material used to treat rough openings, corners, and sheathing joints with StoGuard® Mesh or Sto Detail Mesh.

StoGuard® Transition Membrane - Flexible air barrier material used to make connections with adjoining construction to achieve continuity of the air barrier assembly at dynamic joints and dissimilar materials.

Panel Adhesive

Sto TurboStick® - is a ready-to-use, single component polyurethane foam adhesive used, in conjunction with mechanical fastening methods, for securing StoLite panels to the substrate.

Insulation

Sto EPS Insulation Board - Type I Expanded Polystyrene (EPS) Insulation Board in conformance with ASTM C2430 requirements (except size), and listed, labeled, and furnished in accordance with Section 1.6C.

Basecoats

Sto BTS® Plus - A trowel or spray applied, one-component, polymer-modified, high build cement based, dry powder material used as an adhesive and base coat.

Sto BTS® Xtra - A trowel or spray applied, lightweight factory blended one component polymer modified portland cement based extra high build base coat.

Sto Primer/Adhesive-B - A trowel or spray applied, one-component, polymer-modified, cement based, dry powder material used as an adhesive and base coat for StoTherm® ci systems.

Sto RFP - A trowel or spray applied, ready mixed acrylic based fiber reinforced base coat material used as an adhesive and base coat for StoTherm® ci systems.

Sto Flexyl® - Trowel applied, fiber-reinforced, flexible adhesive and waterproofing for use on prepared concrete, masonry, plaster, gypsum and cement sheathing surfaces.

Sto Watertight Coat - pre-packaged two component fiber reinforced acrylic based waterproof base coat, used

Meshes and Tape



StoGuard® Fabric - Non-woven cloth reinforcement to treat joints, inside and outside corners and rough openings when embedded in Sto Gold Coat, Sto Emerald Coat, Sto AirSeal or Sto VaporSeal.



StoGuard® Mesh - Glass fiber, self-adhesive mesh for use with Sto Gold Fill and Sto Gold Coat TA as part of the StoGuard assembly.



Sto Mesh & Sto Detail Mesh - A variety of designed coated glass fiber meshes used to provide reinforcement and impact resistance in Sto claddings.



Sto Armor Mat & Sto Armor Mat XX - A heavy, specifically designed coated glass fiber mesh used to provide ultra-high impact resistance in Sto claddings..



StoGuard® RediCorner - A preformed StoGuard® fabric piece used in the corners of rough openings for quicker installation.



StoGuard® Tape - A self-adhering membrane composed of spun bond polyester fabric laminated to rubberized asphalt adhesive for use as rough opening protection at windows and doors. StoGuard® Primer required.

Primer (optional)



StoPrime Sand - A roller applied primer used to reduces surface water absorption of the base coat, and enhances finish color, texture, and coverage of EIFS base surfaces. This primer is required for some specialty finishes.



StoPrime Smooth - A spray applied tintable primer used to reduces surface water absorption of the base coat, and enhances finish color, texture, and coverage of EIFS base surfaces. This primer is required for some specialty finishes.

Finishes



Stolit® - A trowel or sprayed applied, ready-mixed, acrylic-based wall finish available in a variety of graded marble aggregates. Available in standard and specialty textures.



StoLit® Lotusan® - A trowel or sprayed applied, ready-mixed, acrylic-based wall finish with Lotus-Effect® Technology for highest water repellency and resistance to soiling. Available in a variety of graded marble aggregates, as well as standard and specialty textures.

Figure 2 - StoGuard® Products for Joints, Seams, Rough Opening Protection and Transitions

			Transition Components		
StoGuard® Product(s)	**Sheathing Joints and Corners**	**Rough Opening Protection**	**Flashing and Penetration**	**Static Joints and Seams**	**Dynamic Joints and Seams**
Sto Gold Coat® with StoGuard® Fabric	✓	✓	✓	✗ [1]	✗
Sto Gold Coat® TA with StoGuard® Mesh	✓	✓	✓	✗ [1]	✗
Sto Gold Fill with StoGuard® Mesh or StoGuard® Detail Mesh embedded	✓	✓	✓	✗ [1]	✗
Sto RapidGuard™	✓	✓	✓	✓	✗
StoGuard® Tape with StoGuard® Primer	✗	✓	✗	✗	✗
StoGuard® Transition Membrane embedded with any StoGuard® Fluid Applied Air & Moisture Barrier	✗	✗	✗	✓	✓

[1] Contact Sto Tech Services for more information.

Back to Top

StoLite™ Panel
Components

Detail No.: 50s.00A
Date: May 2020

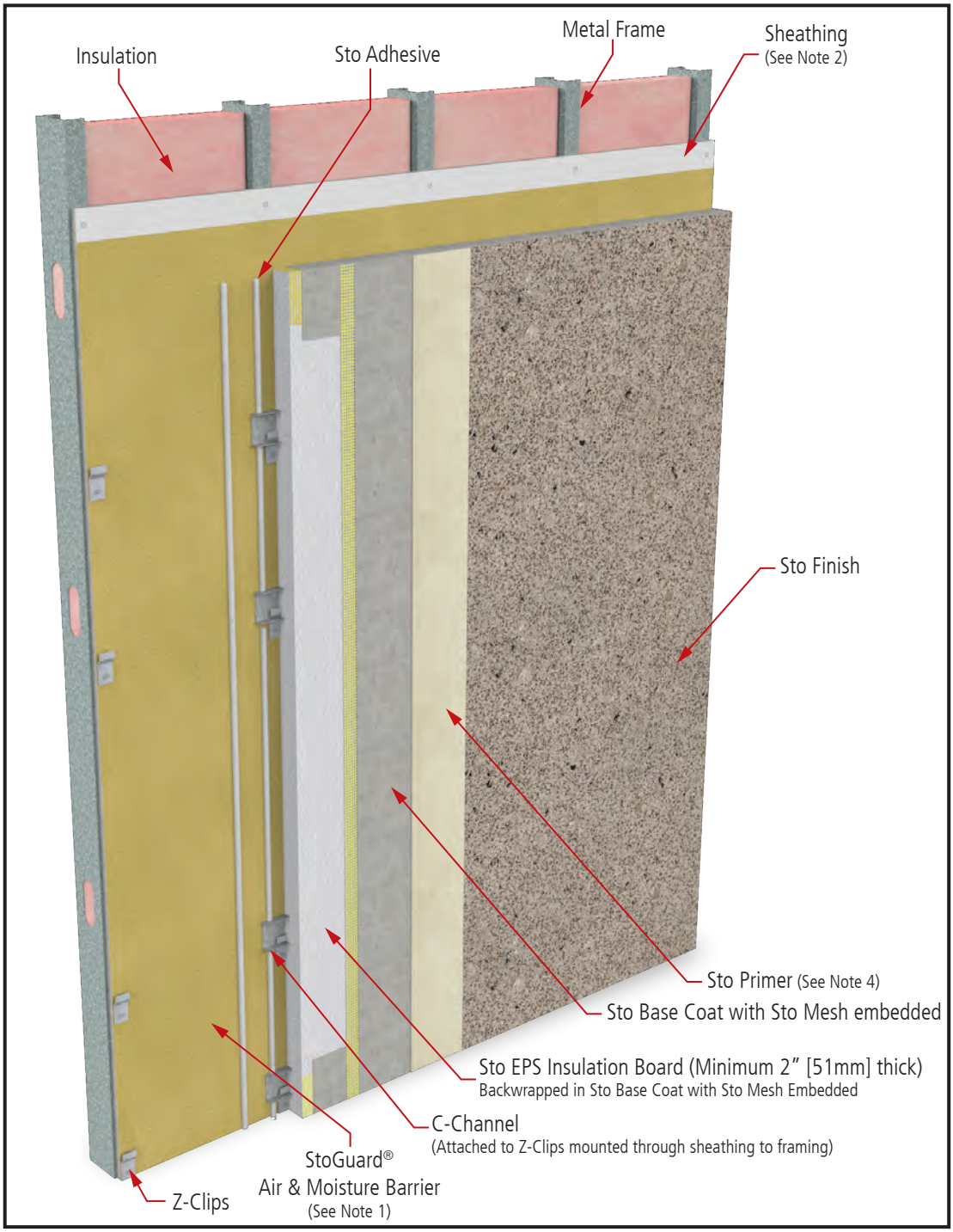

Notes:

1. Refer to Product Use Information (Fig.2) of StoLite Panel Design Guide and Detail Booklet for transition component, joint treatment, and rough opening protection product options.

2. Glass mat gypsum sheathing in compliance with ASTM C1177, exterior grade and Exposure 1 wood based sheathing, or cementitious sheathing in compliance with ASTM C1325.

3. Components not identified as Sto are furnished by other manufacturers and are not necessarily installed by trades who install the Sto products. Refer to project specific contract documents.

4. Primer is optional except for specialty finishes. Refer to Sto finish product bulletins.

Property of Sto Corp. All Rights Reserved.

www.stocorp.com

ATTENTION

Sto products are intended for use by qualified professional contractors, not consumers, as a component of a larger construction assembly as specified by a qualified design professional, general contractor or builder. They should be installed in accordance with those specifications and Sto's instructions. Sto Corp. disclaims all, and assumes no, liability for on-site inspections, for its products applied improperly, or by unqualified persons or entities, or as part of an improperly designed or constructed building, for the nonperformance of adjacent building components or assemblies, of for other construction activities beyond Sto's control. Improper use of Sto products or use as part of an improperly designed or constructed larger assembly or building may result in serious damage to Sto products, and to the structure of the building or its components.

STO CORP. DISCLAIMS ALL WARRANTIES EXPRESSED OR IMPLIED EXCEPT FOR EXPLICIT LIMITED WRITTEN WARRANTIES ISSUED TO AND ACCEPTED BY BUILDING OWNERS IN ACCORDANCE WITH STO'S WARRANTY PROGRAMS WHICH ARE SUBJECT TO CHANGE FROM TIME TO TIME. For the fullest, most current information on proper application, clean-up, mixing and other specifications and warranties, cautions and disclaimers, please refer to the Sto Corp. website, www.stocorp.com.

Back to Top

StoLite™ Panel with StoCast Brick

Detail No.: 50s.00 SCB
Date: November 2021

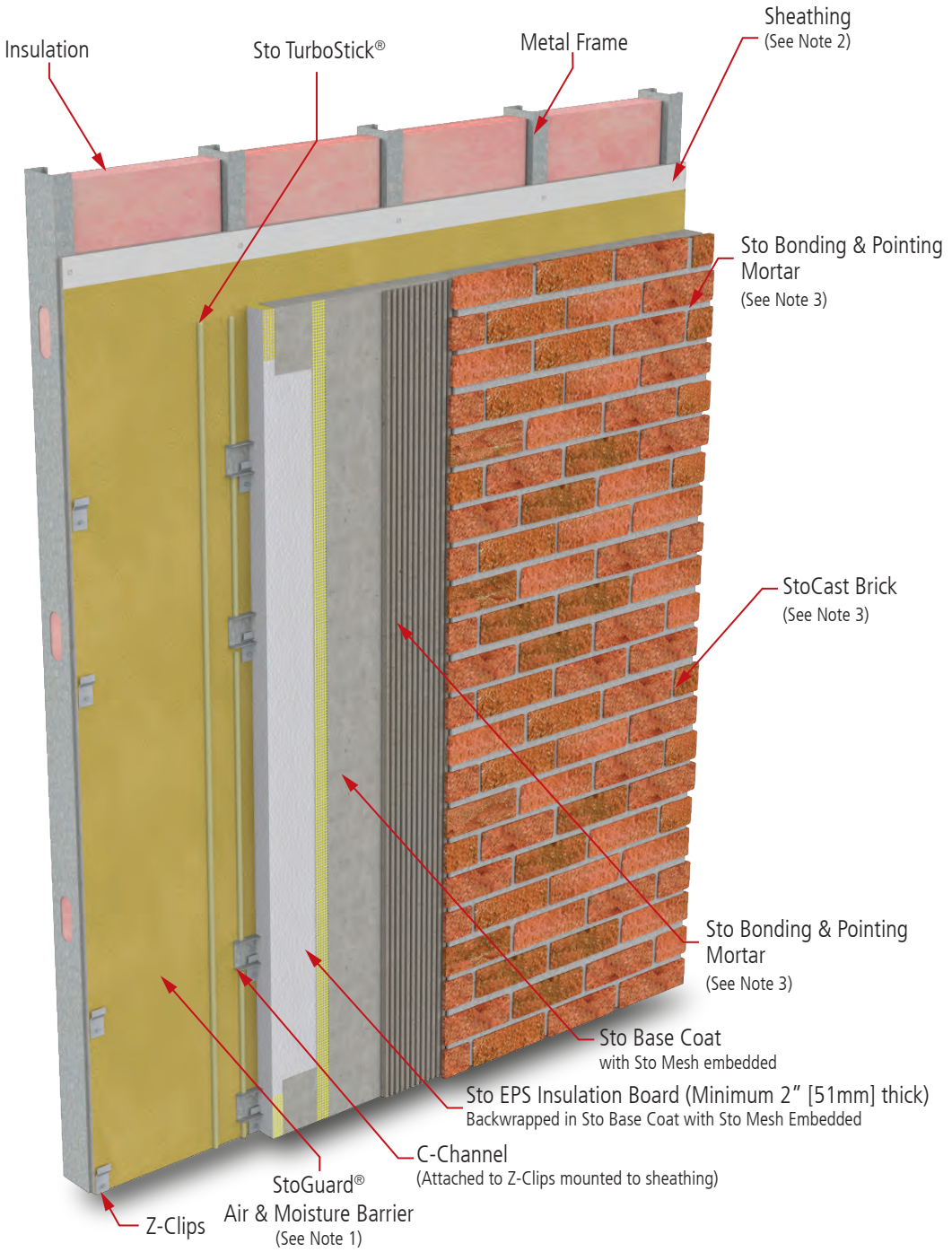

Notes:

1. See StoGuard Chart (50s.SG) for transition component, joint treatment, and rough opening protection product options.

2. Glass mat gypsum sheathing in compliance with ASTM C1177, exterior grade and Exposure 1 wood based sheathing, or cementitious sheathing in compliance with ASTM C1325.

3. Refer to the StoCast Brick Application Guide for more information.

4. Components not identified as Sto are furnished by other manufacturers and are not necessarily installed by trades who install the Sto products. Refer to project specific contract documents.

5. A wide variety of decorative and protective textured finishes and StoCast finishes are available. Refer to product literature at www.stocorp.com for more information.

Property of Sto Corp. All Rights Reserved.

www.stocorp.com

ATTENTION

Sto products are intended for use by qualified professional contractors, not consumers, as a component of a larger construction assembly as specified by a qualified design professional, general contractor or builder. They should be installed in accordance with those specifications and Sto's instructions. Sto Corp. disclaims all, and assumes no, liability for on-site inspections, for its products applied improperly, or by unqualified persons or entities, or as part of an improperly designed or constructed building, for the nonperformance of adjacent building components or assemblies, of for other construction activities beyond Sto's control. Improper use of Sto products or use as part of an improperly designed or constructed larger assembly or building may result in serious damage to Sto products, and to the structure of the building or its components.

STO CORP. DISCLAIMS ALL WARRANTIES EXPRESSED OR IMPLIED EXCEPT FOR EXPLICIT LIMITED WRITTEN WARRANTIES ISSUED TO AND ACCEPTED BY BUILDING OWNERS IN ACCORDANCE WITH STO'S WARRANTY PROGRAMS WHICH ARE SUBJECT TO CHANGE FROM TIME TO TIME. For the fullest, most current information on proper application, clean-up, mixing and other specifications and warranties, cautions and disclaimers, please refer to the Sto Corp. website, www.stocorp.com.

Back to Top

StoLite™ Panel with StoCast Wood

Detail No.: 50s.00 SCW
Date: November 2021

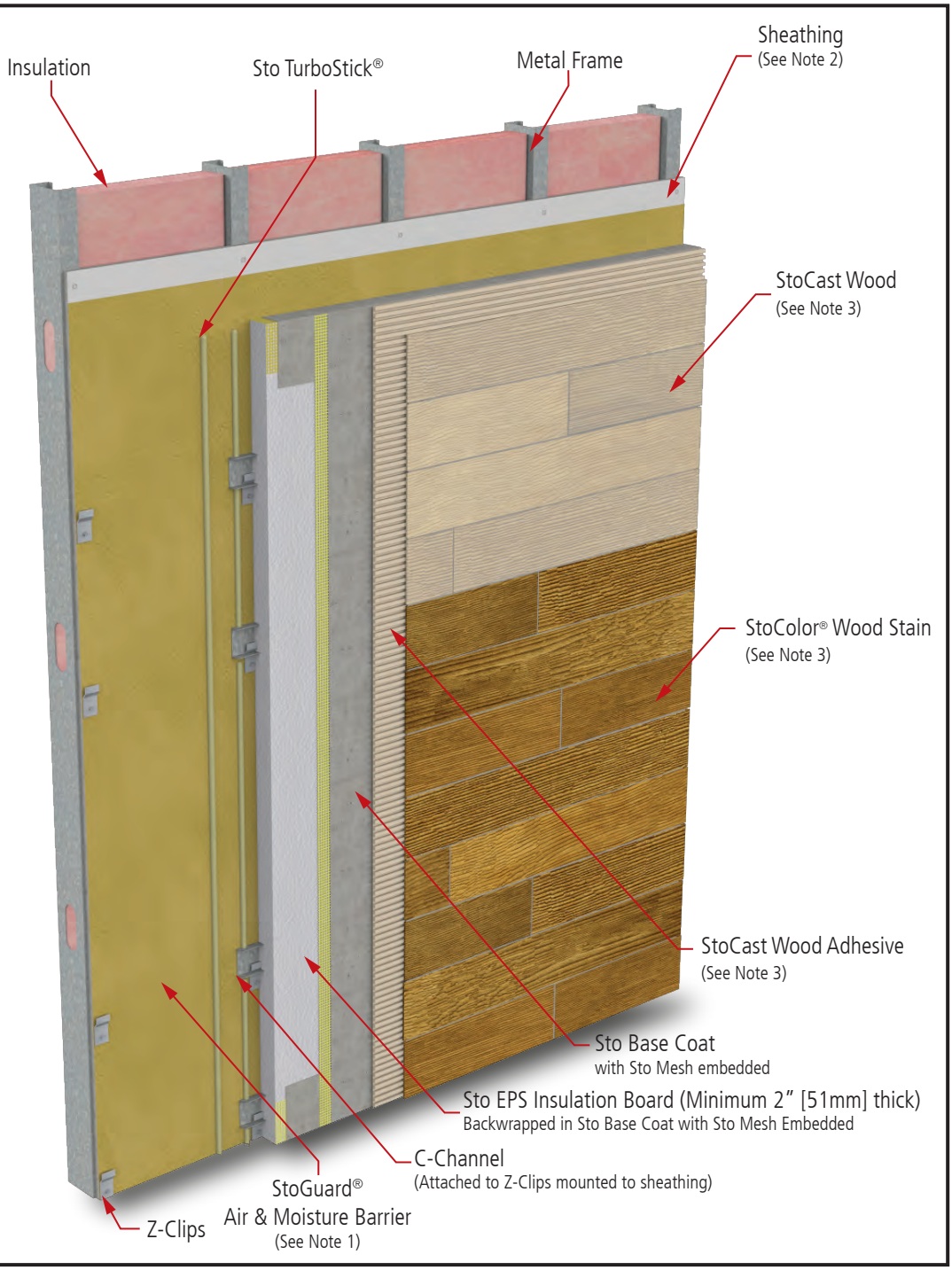

Notes:

1. See StoGuard Chart (50s.SG) for transition component, joint treatment, and rough opening protection product options.

2. Glass mat gypsum sheathing in compliance with ASTM C1177, exterior grade and Exposure 1 wood based sheathing, or cementitious sheathing in compliance with ASTM C1325.

3. Refer to the StoCast Wood Application Guide for more information.

4. Components not identified as Sto are furnished by other manufacturers and are not necessarily installed by trades who install the Sto products. Refer to project specific contract documents.

5. A wide variety of decorative and protective textured finishes and StoCast finishes are available. Refer to product literature at www.stocorp.com for more information.

Property of Sto Corp. All Rights Reserved.

www.stocorp.com

ATTENTION

Sto products are intended for use by qualified professional contractors, not consumers, as a component of a larger construction assembly as specified by a qualified design professional, general contractor or builder. They should be installed in accordance with those specifications and Sto's instructions. Sto Corp. disclaims all, and assumes no, liability for on-site inspections, for its products applied improperly, or by unqualified persons or entities, or as part of an improperly designed or constructed building, for the nonperformance of adjacent building components or assemblies, of for other construction activities beyond Sto's control. Improper use of Sto products or use as part of an improperly designed or constructed larger assembly or building may result in serious damage to Sto products, and to the structure of the building or its components.

STO CORP. DISCLAIMS ALL WARRANTIES EXPRESSED OR IMPLIED EXCEPT FOR EXPLICIT LIMITED WRITTEN WARRANTIES ISSUED TO AND ACCEPTED BY BUILDING OWNERS IN ACCORDANCE WITH STO'S WARRANTY PROGRAMS WHICH ARE SUBJECT TO CHANGE FROM TIME TO TIME. For the fullest, most current information on proper application, clean-up, mixing and other specifications and warranties, cautions and disclaimers, please refer to the Sto Corp. website, www.stocorp.com.

Back to Top

StoLite™ Panel
Panel Backwrapping - Front of Panel

Detail No.: 50s.00B
Date: May 2020



Elevation View - Front of Panel

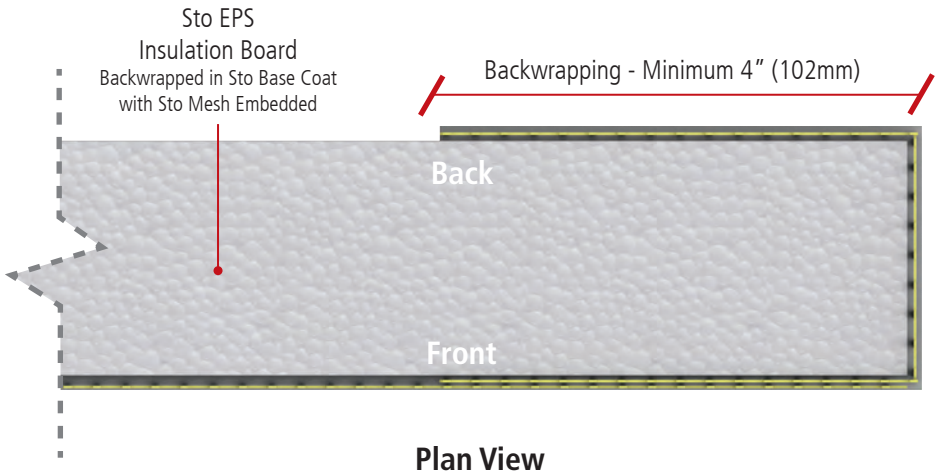

Plan View

Property of Sto Corp. All Rights Reserved.

Notes:

1. Refer to Product Use Information (Fig.2) of StoLite Panel Design Guide and Detail Booklet for transition component, joint treatment, and rough opening protection product options.

2. Glass mat gypsum sheathing in compliance with ASTM C1177, exterior grade and Exposure 1 wood based sheathing, or cementitious sheathing in compliance with ASTM C1325.

3. Components not identified as Sto are furnished by other manufacturers and are not necessarily installed by trades who install the Sto products. Refer to project specific contract documents.

ATTENTION

Sto products are intended for use by qualified professional contractors, not consumers, as a component of a larger construction assembly as specified by a qualified design professional, general contractor or builder. They should be installed in accordance with those specifications and Sto's instructions. Sto Corp. disclaims all, and assumes no, liability for on-site inspections, for its products applied improperly, or by unqualified persons or entities, or as part of an improperly designed or constructed building, for the nonperformance of adjacent building components or assemblies, of for other construction activities beyond Sto's control. Improper use of Sto products or use as part of an improperly designed or constructed larger assembly or building may result in serious damage to Sto products, and to the structure of the building or its components.

STO CORP. DISCLAIMS ALL WARRANTIES EXPRESSED OR IMPLIED EXCEPT FOR EXPLICIT LIMITED WRITTEN WARRANTIES ISSUED TO AND ACCEPTED BY BUILDING OWNERS IN ACCORDANCE WITH STO'S WARRANTY PROGRAMS WHICH ARE SUBJECT TO CHANGE FROM TIME TO TIME. For the fullest, most current information on proper application, clean-up, mixing and other specifications and warranties, cautions and disclaimers, please refer to the Sto Corp. website, www.stocorp.com.

StoLite™ Panel
Panel Backwrapping and Slotting - Back of Panel

Detail No.: 50s.00B
Date: May 2020

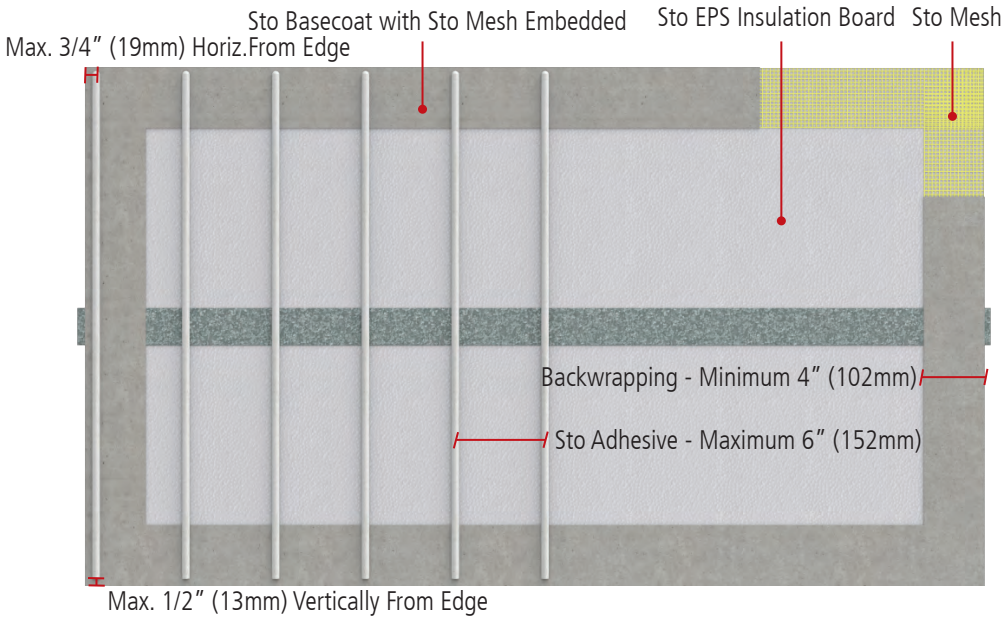

Back of Panel

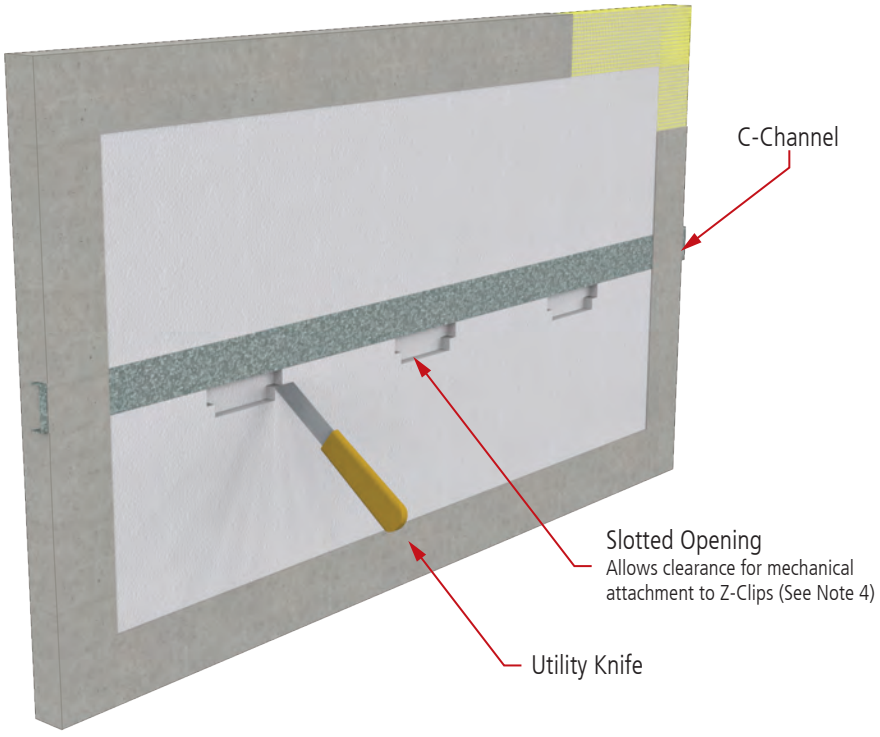

Property of Sto Corp. All Rights Reserved.

Notes:

1. Refer to Product Use Information (Fig.2) of StoLite Panel Design Guide and Detail Booklet for transition component, joint treatment, and rough opening protection product options.

2. Glass mat gypsum sheathing in compliance with ASTM C1177, exterior grade and Exposure 1 wood based sheathing, or cementitious sheathing in compliance with ASTM C1325.

3. Components not identified as Sto are furnished by other manufacturers and are not necessarily installed by trades who install the Sto products. Refer to project specific contract documents.

4. Maintain 3/4" (19mm) minimum thickness; from front of EPS to slotted opening

ATTENTION

Sto products are intended for use by qualified professional contractors, not consumers, as a component of a larger construction assembly as specified by a qualified design professional, general contractor or builder. They should be installed in accordance with those specifications and Sto's instructions. Sto Corp. disclaims all, and assumes no, liability for on-site inspections, for its products applied improperly, or by unqualified persons or entities, or as part of an improperly designed or constructed building, for the nonperformance of adjacent building components or assemblies, of for other construction activities beyond Sto's control. Improper use of Sto products or use as part of an improperly designed or constructed larger assembly or building may result in serious damage to Sto products, and to the structure of the building or its components.

STO CORP. DISCLAIMS ALL WARRANTIES EXPRESSED OR IMPLIED EXCEPT FOR EXPLICIT LIMITED WRITTEN WARRANTIES ISSUED TO AND ACCEPTED BY BUILDING OWNERS IN ACCORDANCE WITH STO'S WARRANTY PROGRAMS WHICH ARE SUBJECT TO CHANGE FROM TIME TO TIME. For the fullest, most current information on proper application, clean-up, mixing and other specifications and warranties, cautions and disclaimers, please refer to the Sto Corp. website, www.stocorp.com.

Back to Top

StoLite™ Panel
Panel Assembly (A & B) and Typical Joint

Detail No.: 50s.00C
Date: May 2020

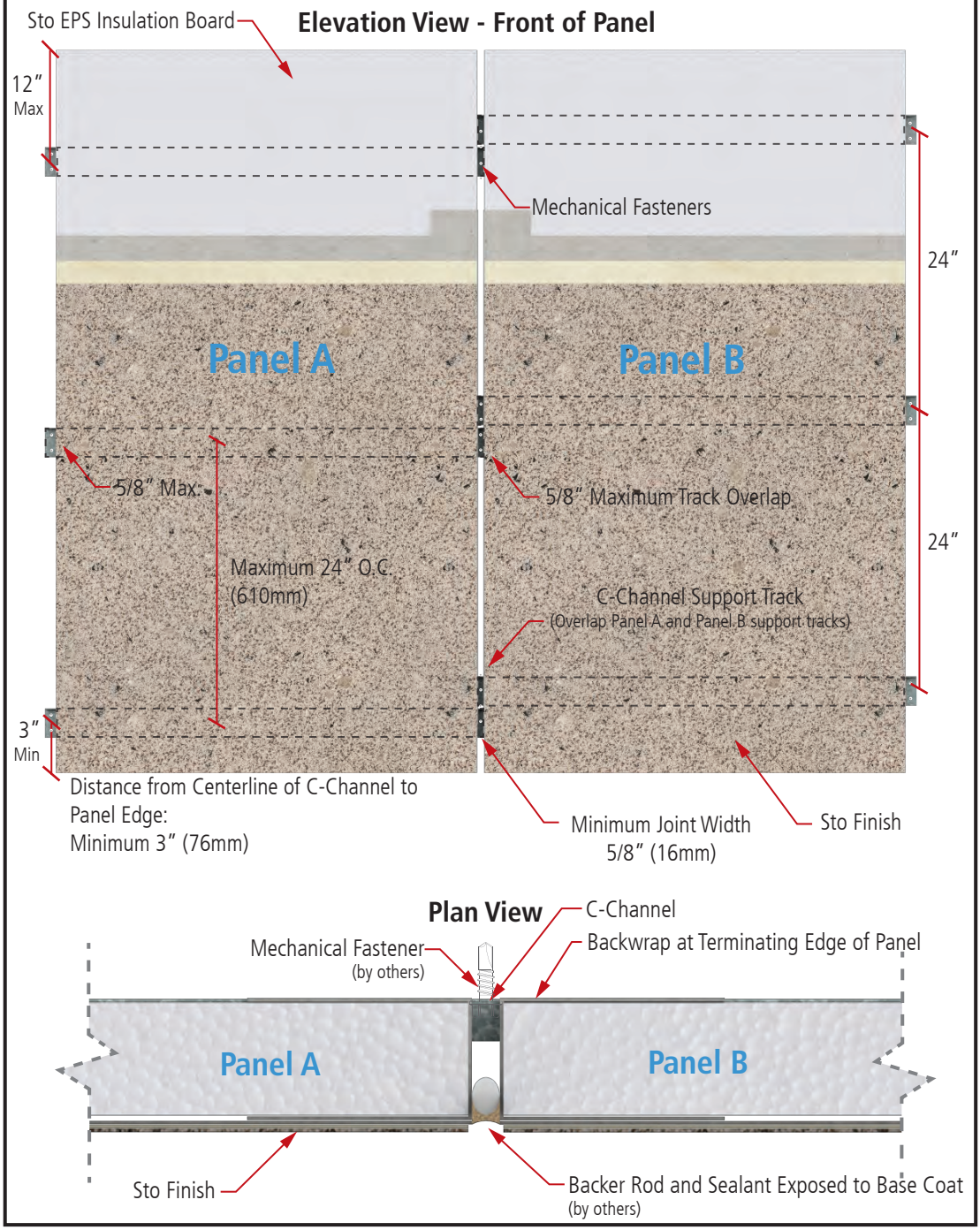

Notes:

1. Refer to Product Use Information (Fig.2) of StoLite Panel Design Guide and Detail Booklet for transition component, joint treatment, and rough opening protection product options.

2. Glass mat gypsum sheathing in compliance with ASTM C1177, exterior grade and Exposure 1 wood based sheathing, or cementitious sheathing in compliance with ASTM C1325.

3. Components not identified as Sto are furnished by other manufacturers and are not necessarily installed by trades who install the Sto products. Refer to project specific contract documents.

4. Protrusion of C-channel may not always be appropriate in certain configurations and is therefore not a requirement.

Property of Sto Corp. All Rights Reserved.

www.stocorp.com

ATTENTION

Sto products are intended for use by qualified professional contractors, not consumers, as a component of a larger construction assembly as specified by a qualified design professional, general contractor or builder. They should be installed in accordance with those specifications and Sto's instructions. Sto Corp. disclaims all, and assumes no, liability for on-site inspections, for its products applied improperly, or by unqualified persons or entities, or as part of an improperly designed or constructed building, for the nonperformance of adjacent building components or assemblies, of for other construction activities beyond Sto's control. Improper use of Sto products or use as part of an improperly designed or constructed larger assembly or building may result in serious damage to Sto products, and to the structure of the building or its components.

STO CORP. DISCLAIMS ALL WARRANTIES EXPRESSED OR IMPLIED EXCEPT FOR EXPLICIT LIMITED WRITTEN WARRANTIES ISSUED TO AND ACCEPTED BY BUILDING OWNERS IN ACCORDANCE WITH STO'S WARRANTY PROGRAMS WHICH ARE SUBJECT TO CHANGE FROM TIME TO TIME. For the fullest, most current information on proper application, clean-up, mixing and other specifications and warranties, cautions and disclaimers, please refer to the Sto Corp. website, www.stocorp.com.

Back to Top

StoLite™ Panel
C-Channel and Edge Angle Specifications

Detail No.: 50s.00E
Date: May 2020

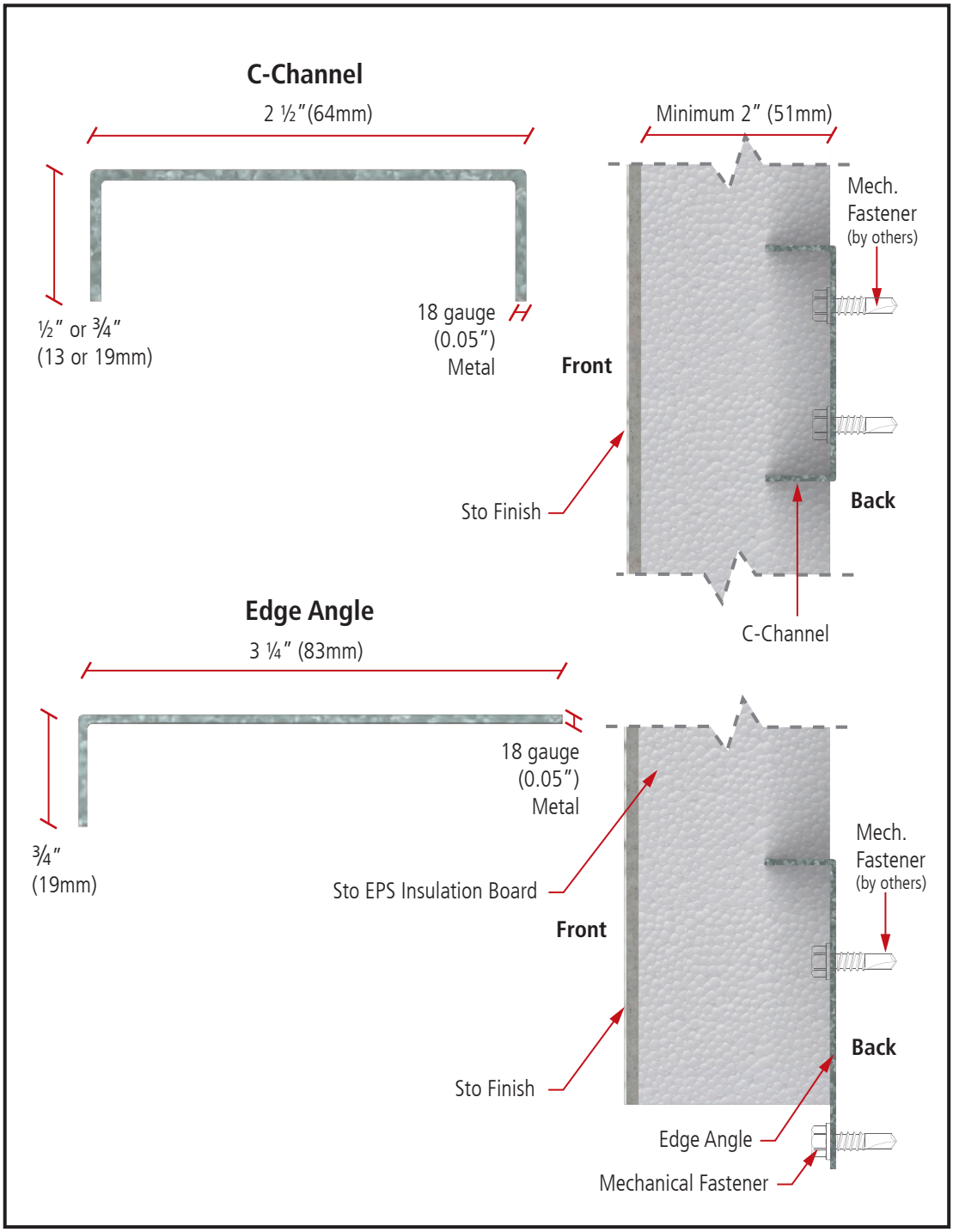

Notes:

1. Refer to Product Use Information (Fig.2) of StoLite Panel Design Guide and Detail Booklet for transition component, joint treatment, and rough opening protection product options.

2. Glass mat gypsum sheathing in compliance with ASTM C1177, exterior grade and Exposure 1 wood based sheathing, or cementitious sheathing in compliance with ASTM C1325.

3. Components not identified as Sto are furnished by other manufacturers and are not necessarily installed by trades who install the Sto products. Refer to project specific contract documents.

Property of Sto Corp. All Rights Reserved.

www.stocorp.com

ATTENTION

Sto products are intended for use by qualified professional contractors, not consumers, as a component of a larger construction assembly as specified by a qualified design professional, general contractor or builder. They should be installed in accordance with those specifications and Sto's instructions. Sto Corp. disclaims all, and assumes no, liability for on-site inspections, for its products applied improperly, or by unqualified persons or entities, or as part of an improperly designed or constructed building, for the nonperformance of adjacent building components or assemblies, of for other construction activities beyond Sto's control. Improper use of Sto products or use as part of an improperly designed or constructed larger assembly or building may result in serious damage to Sto products, and to the structure of the building or its components.

STO CORP. DISCLAIMS ALL WARRANTIES EXPRESSED OR IMPLIED EXCEPT FOR EXPLICIT LIMITED WRITTEN WARRANTIES ISSUED TO AND ACCEPTED BY BUILDING OWNERS IN ACCORDANCE WITH STO'S WARRANTY PROGRAMS WHICH ARE SUBJECT TO CHANGE FROM TIME TO TIME. For the fullest, most current information on proper application, clean-up, mixing and other specifications and warranties, cautions and disclaimers, please refer to the Sto Corp. website, www.stocorp.com.

StoLite™ Panel
Mechanical Bracket Fastening - Option 1

Detail No.: 50s.00F
Date: May 2020



Typical Mechanical Fastener

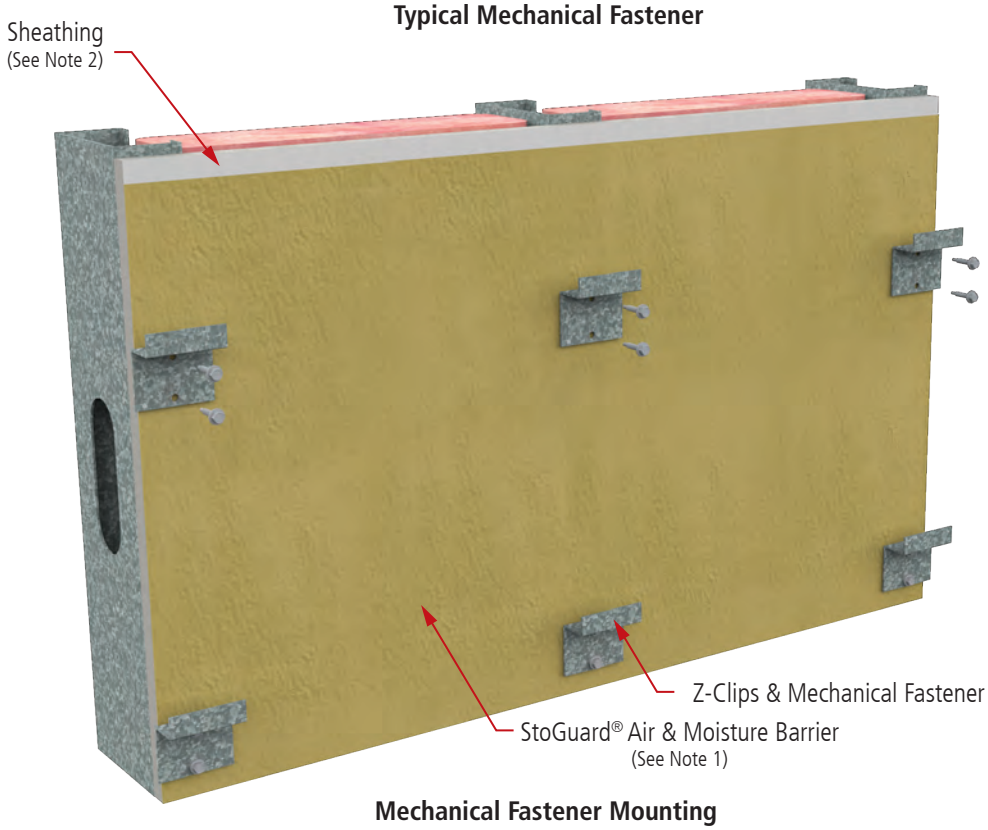

Mechanical Fastener Mounting

Notes:

1. Refer to Product Use Information (Fig.2) of StoLite Panel Design Guide and Detail Booklet for transition component, joint treatment, and rough opening protection product options.

2. Glass mat gypsum sheathing in compliance with ASTM C1177, exterior grade and Exposure 1 wood based sheathing, or cementitious sheathing in compliance with ASTM C1325.

3. Components not identified as Sto are furnished by other manufacturers and are not necessarily installed by trades who install the Sto products. Refer to project specific contract documents.

Property of Sto Corp. All Rights Reserved.

ATTENTION

Sto products are intended for use by qualified professional contractors, not consumers, as a component of a larger construction assembly as specified by a qualified design professional, general contractor or builder. They should be installed in accordance with those specifications and Sto's instructions. Sto Corp. disclaims all, and assumes no, liability for on-site inspections, for its products applied improperly, or by unqualified persons or entities, or as part of an improperly designed or constructed building, for the nonperformance of adjacent building components or assemblies, of for other construction activities beyond Sto's control. Improper use of Sto products or use as part of an improperly designed or constructed larger assembly or building may result in serious damage to Sto products, and to the structure of the building or its components.

STO CORP. DISCLAIMS ALL WARRANTIES EXPRESSED OR IMPLIED EXCEPT FOR EXPLICIT LIMITED WRITTEN WARRANTIES ISSUED TO AND ACCEPTED BY BUILDING OWNERS IN ACCORDANCE WITH STO'S WARRANTY PROGRAMS WHICH ARE SUBJECT TO CHANGE FROM TIME TO TIME. For the fullest, most current information on proper application, clean-up, mixing and other specifications and warranties, cautions and disclaimers, please refer to the Sto Corp. website, www.stocorp.com.

StoLite™ Panel
Mechanical Bracket Fastening - Option 1

Detail No.: 50s.00F
Date: May 2020

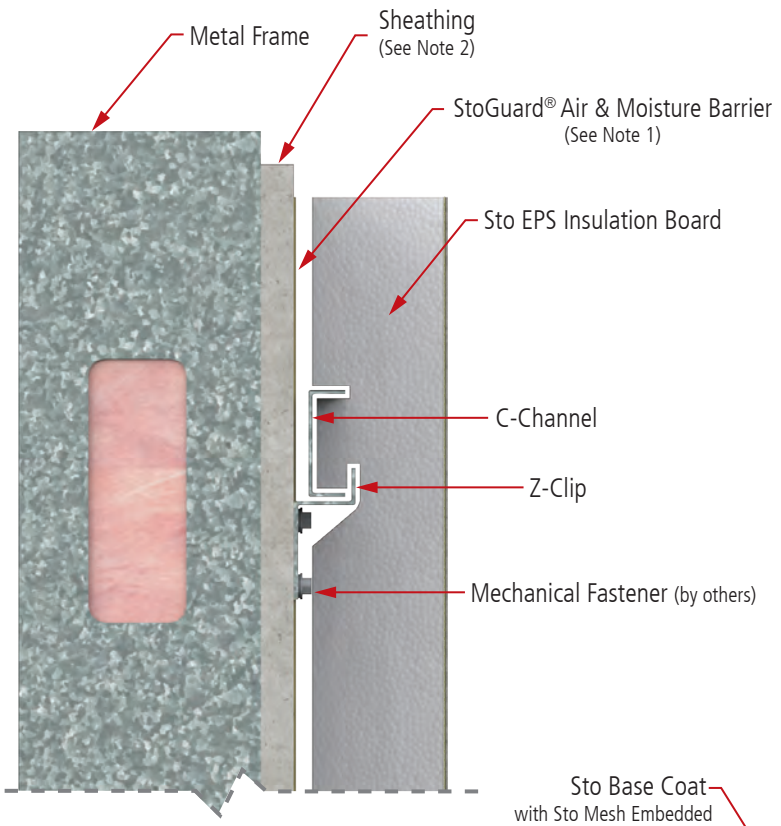

Panel Mounting - Section View

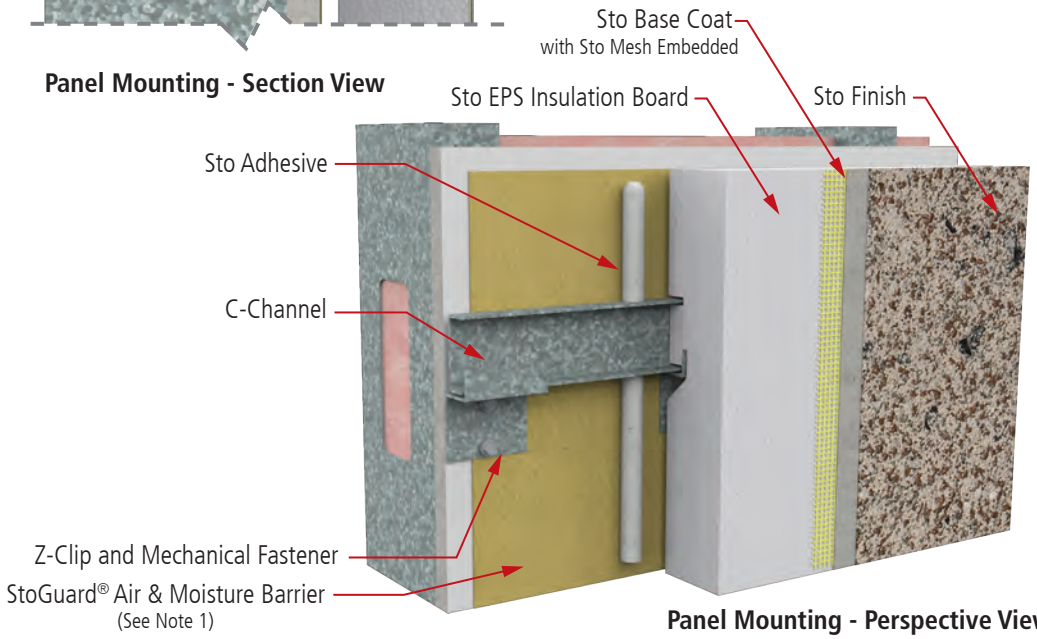

Panel Mounting - Perspective View

Notes:

1. Refer to Product Use Information (Fig.2) of StoLite Panel Design Guide and Detail Booklet for transition component, joint treatment, and rough opening protection product options.

2. Glass mat gypsum sheathing in compliance with ASTM C1177, exterior grade and Exposure 1 wood based sheathing, or cementitious sheathing in compliance with ASTM C1325.

3. Components not identified as Sto are furnished by other manufacturers and are not necessarily installed by trades who install the Sto products. Refer to project specific contract documents.

Property of Sto Corp. All Rights Reserved.

ATTENTION

Sto products are intended for use by qualified professional contractors, not consumers, as a component of a larger construction assembly as specified by a qualified design professional, general contractor or builder. They should be installed in accordance with those specifications and Sto's instructions. Sto Corp. disclaims all, and assumes no, liability for on-site inspections, for its products applied improperly, or by unqualified persons or entities, or as part of an improperly designed or constructed building, for the nonperformance of adjacent building components or assemblies, of for other construction activities beyond Sto's control. Improper use of Sto products or use as part of an improperly designed or constructed larger assembly or building may result in serious damage to Sto products, and to the structure of the building or its components.

STO CORP. DISCLAIMS ALL WARRANTIES EXPRESSED OR IMPLIED EXCEPT FOR EXPLICIT LIMITED WRITTEN WARRANTIES ISSUED TO AND ACCEPTED BY BUILDING OWNERS IN ACCORDANCE WITH STO'S WARRANTY PROGRAMS WHICH ARE SUBJECT TO CHANGE FROM TIME TO TIME. For the fullest, most current information on proper application, clean-up, mixing and other specifications and warranties, cautions and disclaimers, please refer to the Sto Corp. website, www.stocorp.com.

StoLite™ Panel
Mechanical Bracket Fastening - Option 2

Detail No.: 50s.00F
Date: May 2020

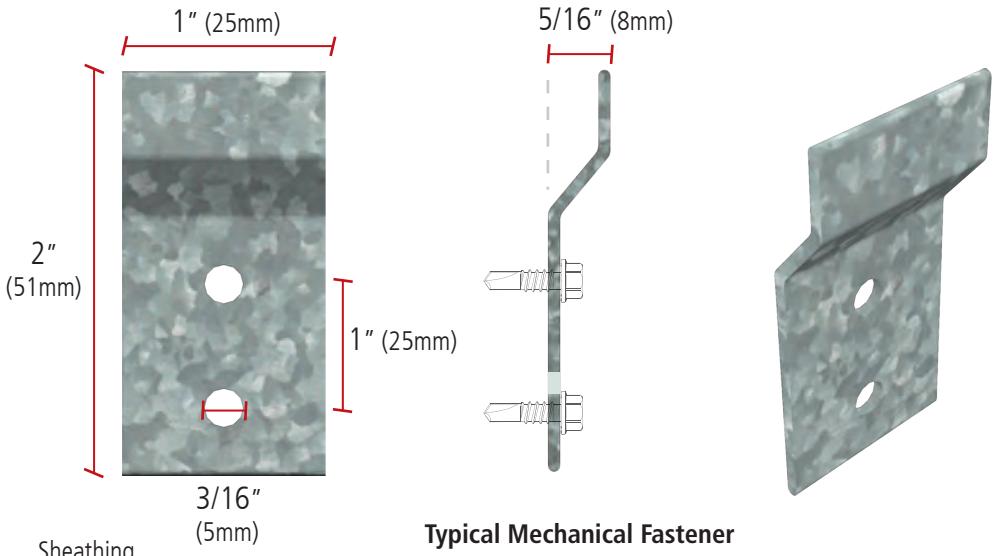

Typical Mechanical Fastener

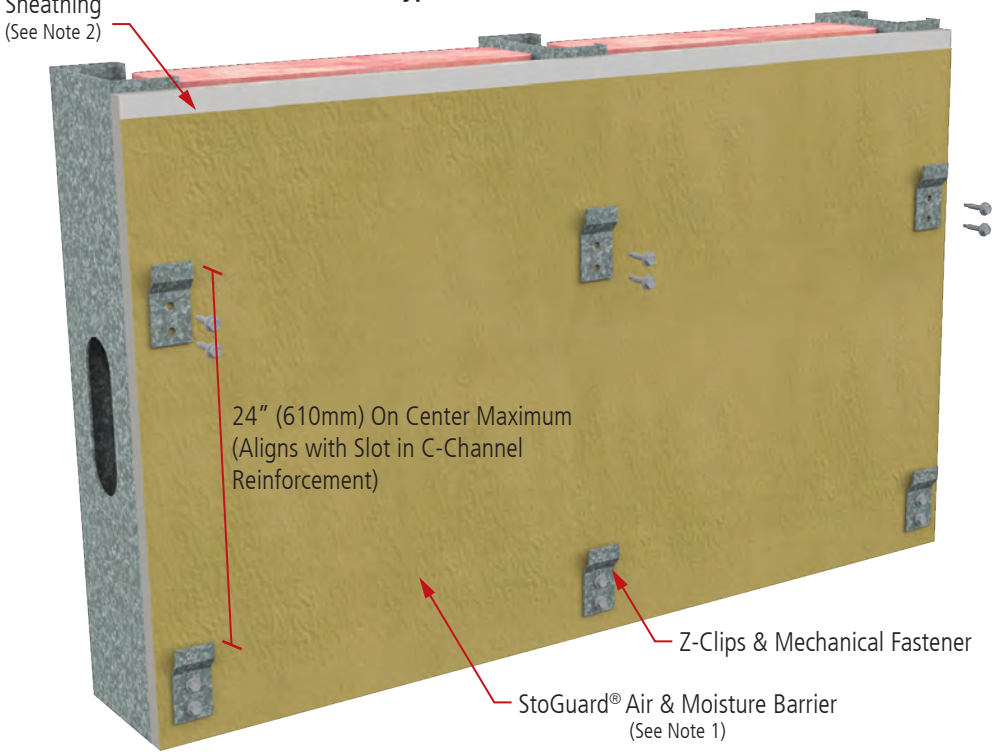

Mechanical Fastener Mounting

Notes:

1. Refer to Product Use Information (Fig.2) of StoLite Panel Design Guide and Detail Booklet for transition component, joint treatment, and rough opening protection product options.

2. Glass mat gypsum sheathing in compliance with ASTM C1177, exterior grade and Exposure 1 wood based sheathing, or cementitious sheathing in compliance with ASTM C1325.

3. Components not identified as Sto are furnished by other manufacturers and are not necessarily installed by trades who install the Sto products. Refer to project specific contract documents.

Property of Sto Corp. All Rights Reserved.

ATTENTION

Sto products are intended for use by qualified professional contractors, not consumers, as a component of a larger construction assembly as specified by a qualified design professional, general contractor or builder. They should be installed in accordance with those specifications and Sto's instructions. Sto Corp. disclaims all, and assumes no, liability for on-site inspections, for its products applied improperly, or by unqualified persons or entities, or as part of an improperly designed or constructed building, for the nonperformance of adjacent building components or assemblies, of for other construction activities beyond Sto's control. Improper use of Sto products or use as part of an improperly designed or constructed larger assembly or building may result in serious damage to Sto products, and to the structure of the building or its components.

STO CORP. DISCLAIMS ALL WARRANTIES EXPRESSED OR IMPLIED EXCEPT FOR EXPLICIT LIMITED WRITTEN WARRANTIES ISSUED TO AND ACCEPTED BY BUILDING OWNERS IN ACCORDANCE WITH STO'S WARRANTY PROGRAMS WHICH ARE SUBJECT TO CHANGE FROM TIME TO TIME. For the fullest, most current information on proper application, clean-up, mixing and other specifications and warranties, cautions and disclaimers, please refer to the Sto Corp. website, www.stocorp.com.

StoLite™ Panel
Mechanical Bracket Fastening - Option 2

Detail No.: 50s.00F
Date: May 2020

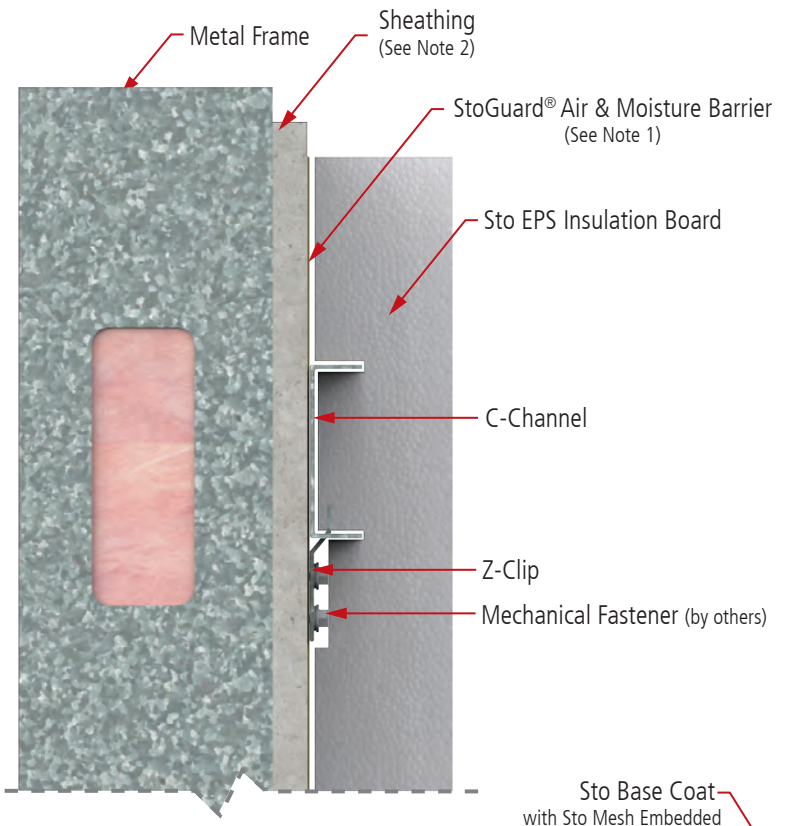

Panel Mounting - Section View

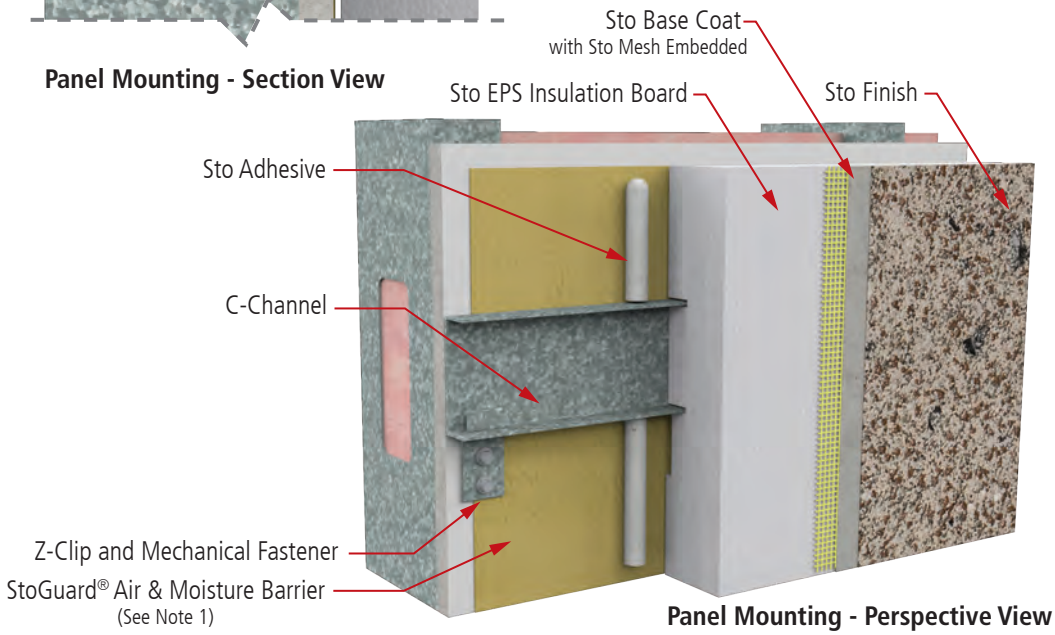

Panel Mounting - Perspective View

Notes:

1. Refer to Product Use Information (Fig.2) of StoLite Panel Design Guide and Detail Booklet for transition component, joint treatment, and rough opening protection product options.

2. Glass mat gypsum sheathing in compliance with ASTM C1177, exterior grade and Exposure 1 wood based sheathing, or cementitious sheathing in compliance with ASTM C1325.

3. Components not identified as Sto are furnished by other manufacturers and are not necessarily installed by trades who install the Sto products. Refer to project specific contract documents.

Property of Sto Corp. All Rights Reserved.

ATTENTION

Sto products are intended for use by qualified professional contractors, not consumers, as a component of a larger construction assembly as specified by a qualified design professional, general contractor or builder. They should be installed in accordance with those specifications and Sto's instructions. Sto Corp. disclaims all, and assumes no, liability for on-site inspections, for its products applied improperly, or by unqualified persons or entities, or as part of an improperly designed or constructed building, for the nonperformance of adjacent building components or assemblies, of for other construction activities beyond Sto's control. Improper use of Sto products or use as part of an improperly designed or constructed larger assembly or building may result in serious damage to Sto products, and to the structure of the building or its components.

STO CORP. DISCLAIMS ALL WARRANTIES EXPRESSED OR IMPLIED EXCEPT FOR EXPLICIT LIMITED WRITTEN WARRANTIES ISSUED TO AND ACCEPTED BY BUILDING OWNERS IN ACCORDANCE WITH STO'S WARRANTY PROGRAMS WHICH ARE SUBJECT TO CHANGE FROM TIME TO TIME. For the fullest, most current information on proper application, clean-up, mixing and other specifications and warranties, cautions and disclaimers, please refer to the Sto Corp. website, www.stocorp.com.

Back to Top

StoLite™ Panel
Front and Back Fastening Attachment Methods

Detail No.: 50s.00G
Date: May 2020

Front Fastening

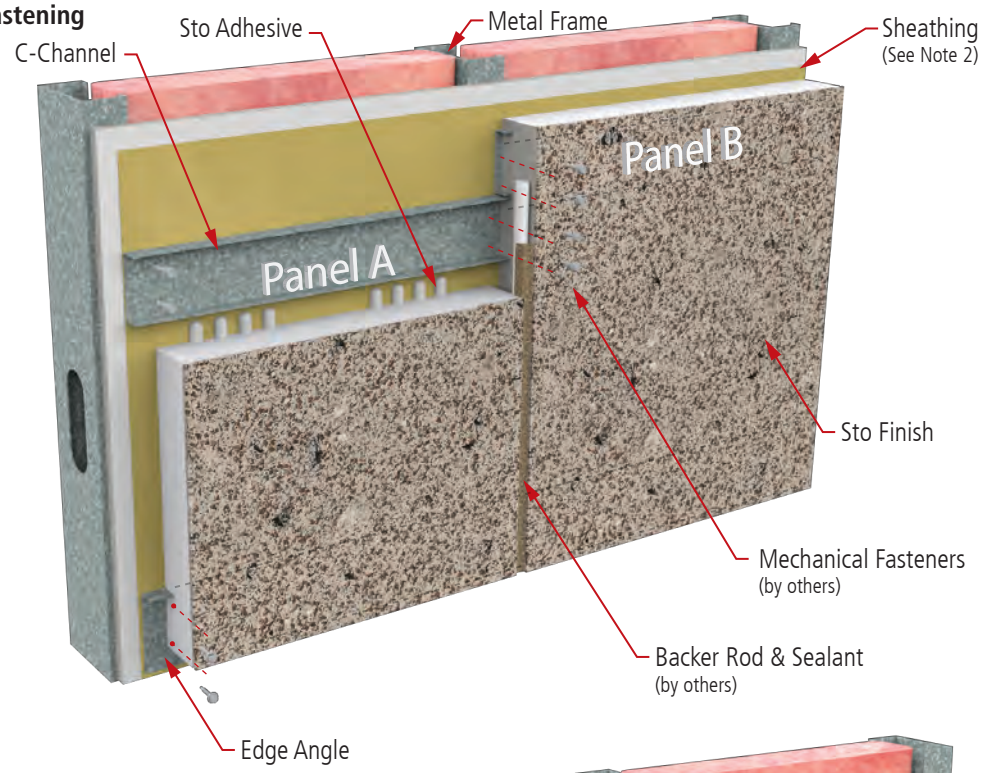

Back Fastening

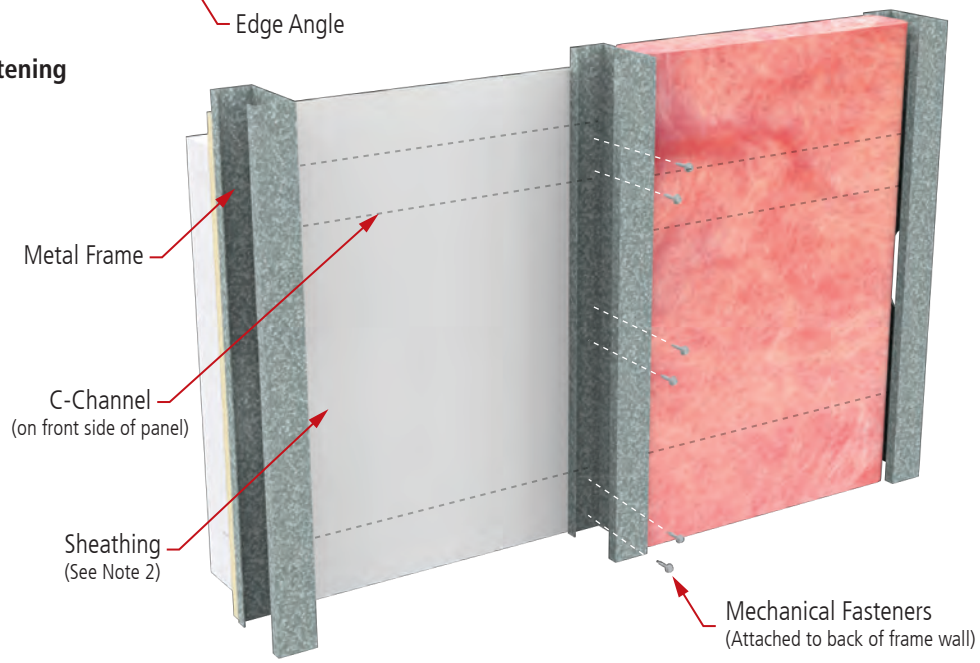

Notes:

1. Refer to Product Use Information (Fig.2) of StoLite Panel Design Guide and Detail Booklet for transition component, joint treatment, and rough opening protection product options.

2. Glass mat gypsum sheathing in compliance with ASTM C1177, exterior grade and Exposure 1 wood based sheathing, or cementitious sheathing in compliance with ASTM C1325.

3. Components not identified as Sto are furnished by other manufacturers and are not necessarily installed by trades who install the Sto products. Refer to project specific contract documents.

Property of Sto Corp. All Rights Reserved.

www.stocorp.com

ATTENTION

Sto products are intended for use by qualified professional contractors, not consumers, as a component of a larger construction assembly as specified by a qualified design professional, general contractor or builder. They should be installed in accordance with those specifications and Sto's instructions. Sto Corp. disclaims all, and assumes no, liability for on-site inspections, for its products applied improperly, or by unqualified persons or entities, or as part of an improperly designed or constructed building, for the nonperformance of adjacent building components or assemblies, of for other construction activities beyond Sto's control. Improper use of Sto products or use as part of an improperly designed or constructed larger assembly or building may result in serious damage to Sto products, and to the structure of the building or its components.

STO CORP. DISCLAIMS ALL WARRANTIES EXPRESSED OR IMPLIED EXCEPT FOR EXPLICIT LIMITED WRITTEN WARRANTIES ISSUED TO AND ACCEPTED BY BUILDING OWNERS IN ACCORDANCE WITH STO'S WARRANTY PROGRAMS WHICH ARE SUBJECT TO CHANGE FROM TIME TO TIME. For the fullest, most current information on proper application, clean-up, mixing and other specifications and warranties, cautions and disclaimers, please refer to the Sto Corp. website, www.stocorp.com.

Back to Top

StoLite™ Panel
Adhesive Attachment

Detail No.: 50s.00H
Date: May 2020

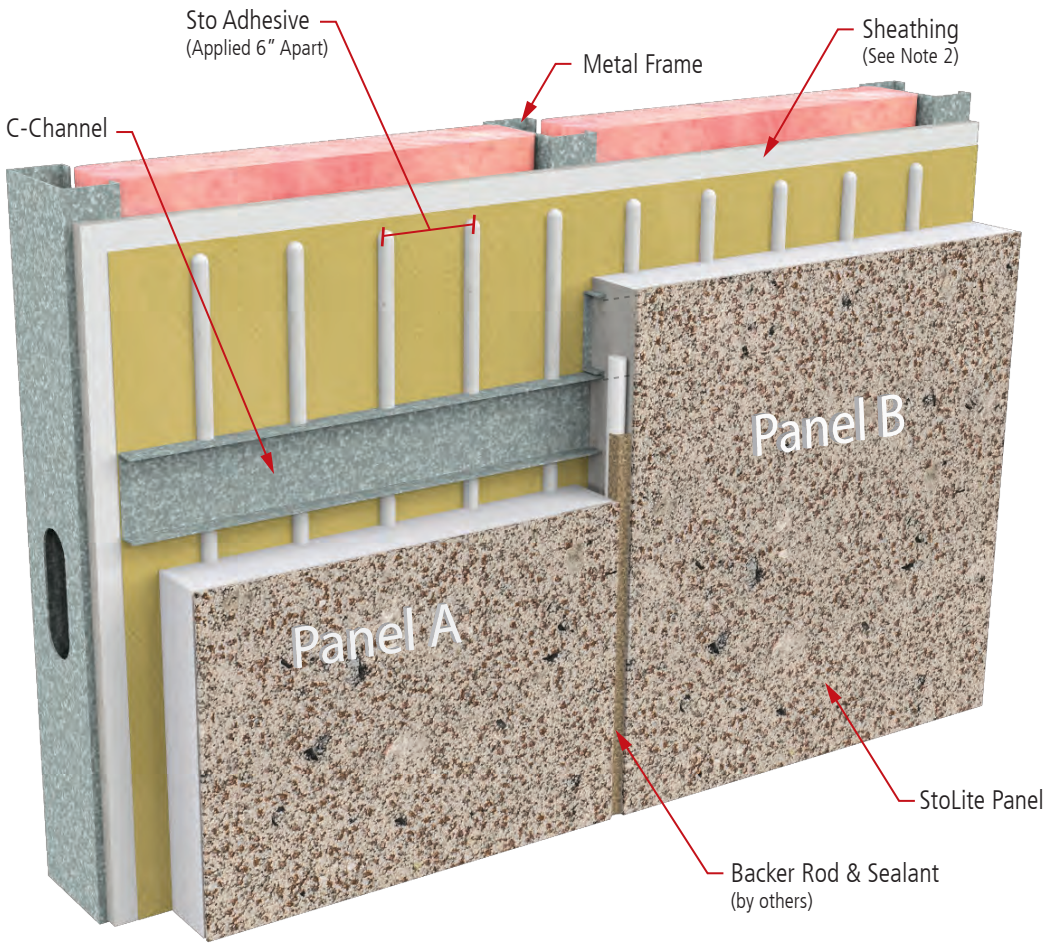

Notes:

1. Refer to Product Use Information (Fig.2) of StoLite Panel Design Guide and Detail Booklet for transition component, joint treatment, and rough opening protection product options.

2. Glass mat gypsum sheathing in compliance with ASTM C1177, exterior grade and Exposure 1 wood based sheathing, or cementitious sheathing in compliance with ASTM C1325.

3. Components not identified as Sto are furnished by other manufacturers and are not necessarily installed by trades who install the Sto products. Refer to project specific contract documents.

Property of Sto Corp. All Rights Reserved.

www.stocorp.com

ATTENTION

Sto products are intended for use by qualified professional contractors, not consumers, as a component of a larger construction assembly as specified by a qualified design professional, general contractor or builder. They should be installed in accordance with those specifications and Sto's instructions. Sto Corp. disclaims all, and assumes no, liability for on-site inspections, for its products applied improperly, or by unqualified persons or entities, or as part of an improperly designed or constructed building, for the nonperformance of adjacent building components or assemblies, of for other construction activities beyond Sto's control. Improper use of Sto products or use as part of an improperly designed or constructed larger assembly or building may result in serious damage to Sto products, and to the structure of the building or its components.

STO CORP. DISCLAIMS ALL WARRANTIES EXPRESSED OR IMPLIED EXCEPT FOR EXPLICIT LIMITED WRITTEN WARRANTIES ISSUED TO AND ACCEPTED BY BUILDING OWNERS IN ACCORDANCE WITH STO'S WARRANTY PROGRAMS WHICH ARE SUBJECT TO CHANGE FROM TIME TO TIME. For the fullest, most current information on proper application, clean-up, mixing and other specifications and warranties, cautions and disclaimers, please refer to the Sto Corp. website, www.stocorp.com.

Back to Top

StoLite™ Panel
Aesthetic Reveals and Build-Outs

Detail No.: 50s.00I
Date: May 2020

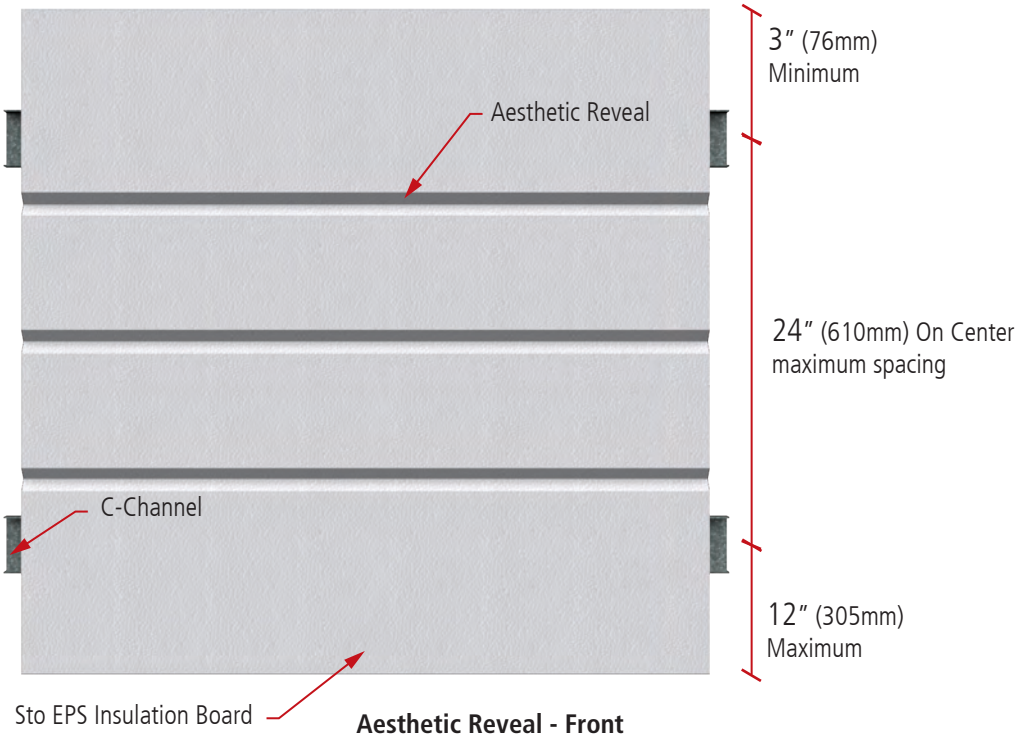

Aesthetic Reveal - Front



Aesthetic Reveal in EPS - Section

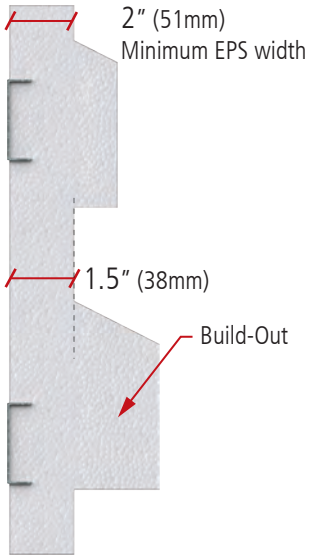

Aesthetic Reveal with Build-Outs - Section

Notes:

1. Refer to Product Use Information (Fig.2) of StoLite Panel Design Guide and Detail Booklet for transition component, joint treatment, and rough opening protection product options.

2. Glass mat gypsum sheathing in compliance with ASTM C1177, exterior grade and Exposure 1 wood based sheathing, or cementitious sheathing in compliance with ASTM C1325.

3. Components not identified as Sto are furnished by other manufacturers and are not necessarily installed by trades who install the Sto products. Refer to project specific contract documents.

4. Offset aesthetic reveals in EPS from C-Channels.

Property of Sto Corp. All Rights Reserved.

www.stocorp.com

ATTENTION

Sto products are intended for use by qualified professional contractors, not consumers, as a component of a larger construction assembly as specified by a qualified design professional, general contractor or builder. They should be installed in accordance with those specifications and Sto's instructions. Sto Corp. disclaims all, and assumes no, liability for on-site inspections, for its products applied improperly, or by unqualified persons or entities, or as part of an improperly designed or constructed building, for the nonperformance of adjacent building components or assemblies, of for other construction activities beyond Sto's control. Improper use of Sto products or use as part of an improperly designed or constructed larger assembly or building may result in serious damage to Sto products, and to the structure of the building or its components.

STO CORP. DISCLAIMS ALL WARRANTIES EXPRESSED OR IMPLIED EXCEPT FOR EXPLICIT LIMITED WRITTEN WARRANTIES ISSUED TO AND ACCEPTED BY BUILDING OWNERS IN ACCORDANCE WITH STO'S WARRANTY PROGRAMS WHICH ARE SUBJECT TO CHANGE FROM TIME TO TIME. For the fullest, most current information on proper application, clean-up, mixing and other specifications and warranties, cautions and disclaimers, please refer to the Sto Corp. website, www.stocorp.com.

Back to Top

StoLite™ Panel
Termination at Grade - Sheathing Flush with Foundation

Detail No.: 50s.01A
Date: May 2020

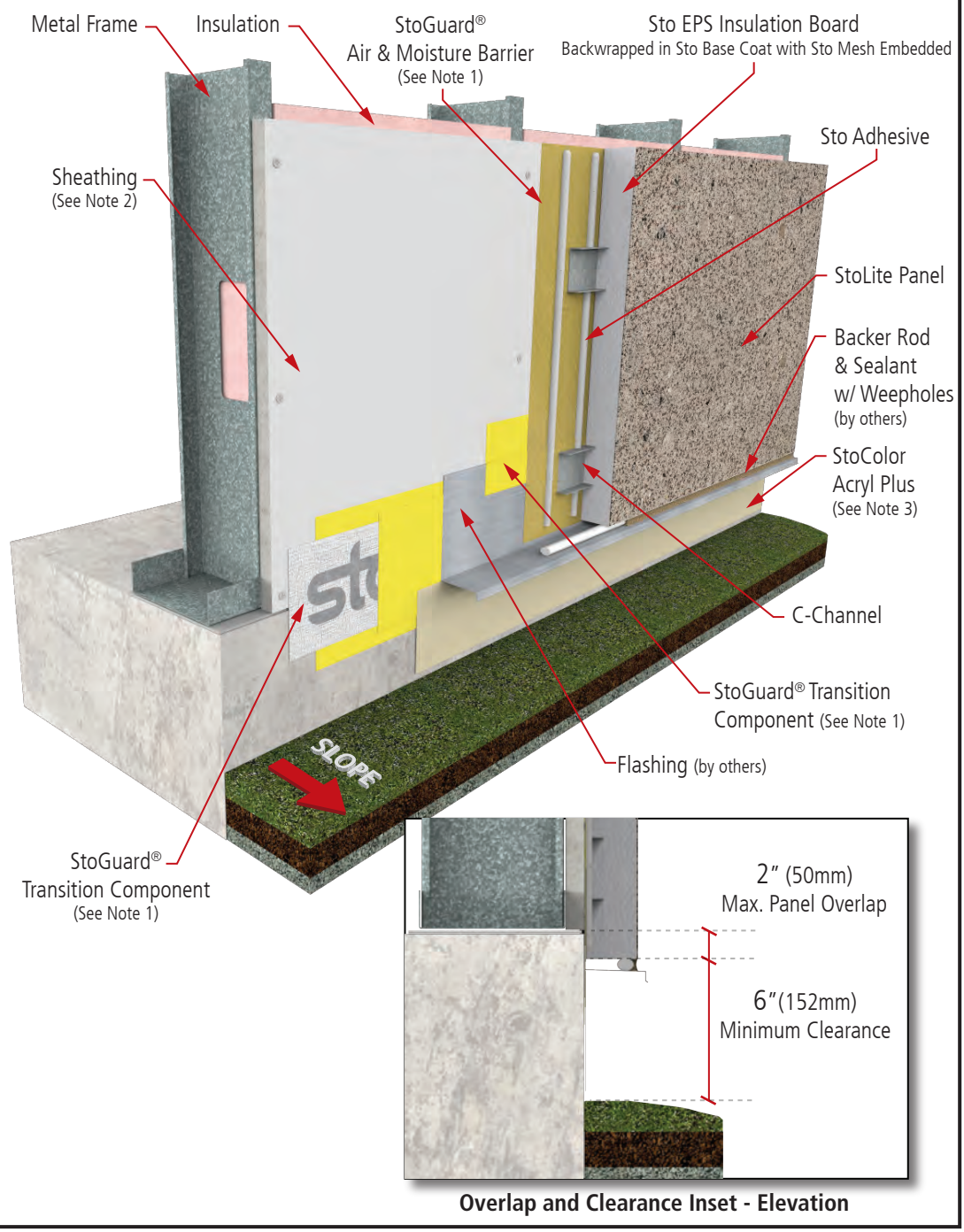

Overlap and Clearance Inset - Elevation

Notes:

1. Refer to Product Use Information (Fig.2) of StoLite Panel Design Guide and Detail Booklet for transition component, joint treatment, and rough opening protection product options.

2. Glass mat gypsum sheathing in compliance with ASTM C1177, exterior grade and Exposure 1 wood based sheathing, or cementitious sheathing in compliance with ASTM C1325.

3. Protect exposed StoGuard with two coats of StoColor Acryl Plus coating.

4. Thru-Wall Flashing type to be determined by the design professional.

5. Minimum clearance required above finished grade: 6" (152mm) when foam plastic insulation is used.

6. Components not identified as Sto are furnished by other manufacturers and are not necessarily installed by trades who install the Sto products. Refer to project specific contract documents.

Property of Sto Corp. All Rights Reserved.

www.stocorp.com

ATTENTION

Sto products are intended for use by qualified professional contractors, not consumers, as a component of a larger construction assembly as specified by a qualified design professional, general contractor or builder. They should be installed in accordance with those specifications and Sto's instructions. Sto Corp. disclaims all, and assumes no, liability for on-site inspections, for its products applied improperly, or by unqualified persons or entities, or as part of an improperly designed or constructed building, for the nonperformance of adjacent building components or assemblies, of for other construction activities beyond Sto's control. Improper use of Sto products or use as part of an improperly designed or constructed larger assembly or building may result in serious damage to Sto products, and to the structure of the building or its components.

STO CORP. DISCLAIMS ALL WARRANTIES EXPRESSED OR IMPLIED EXCEPT FOR EXPLICIT LIMITED WRITTEN WARRANTIES ISSUED TO AND ACCEPTED BY BUILDING OWNERS IN ACCORDANCE WITH STO'S WARRANTY PROGRAMS WHICH ARE SUBJECT TO CHANGE FROM TIME TO TIME. For the fullest, most current information on proper application, clean-up, mixing and other specifications and warranties, cautions and disclaimers, please refer to the Sto Corp. website, www.stocorp.com.

Back to Top

StoLite™ Panel
Termination at Grade - Sheathing Overlapping Foundation

Detail No.: 50s.01B
Date: May 2020

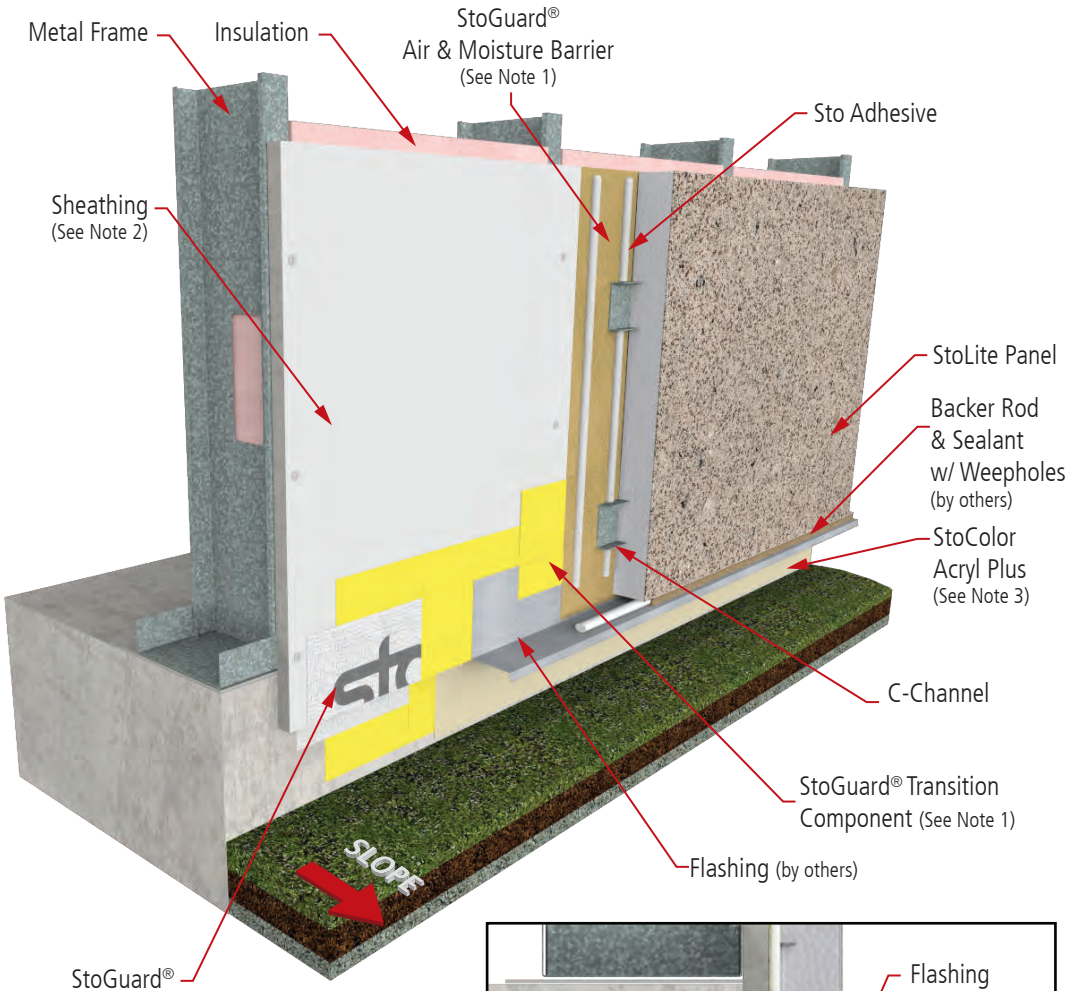



Overlap and Clearance Inset - Elevation

Notes:

1. Refer to Product Use Information (Fig.2) of StoLite Panel Design Guide and Detail Booklet for transition component, joint treatment, and rough opening protection product options.

2. Glass mat gypsum sheathing in compliance with ASTM C1177, exterior grade and Exposure 1 wood based sheathing, or cementitious sheathing in compliance with ASTM C1325.

3. Protect exposed StoGuard with two coats of StoColor Acryl Plus coating.

4. Thru-Wall Flashing type to be determined by the design professional.

5. Minimum clearance required above finished grade: 6" (152mm) when foam plastic insulation is used.

6. Components not identified as Sto are furnished by other manufacturers and are not necessarily installed by trades who install the Sto products. Refer to project specific contract documents.

Property of Sto Corp. All Rights Reserved.

www.stocorp.com

ATTENTION

Sto products are intended for use by qualified professional contractors, not consumers, as a component of a larger construction assembly as specified by a qualified design professional, general contractor or builder. They should be installed in accordance with those specifications and Sto's instructions. Sto Corp. disclaims all, and assumes no, liability for on-site inspections, for its products applied improperly, or by unqualified persons or entities, or as part of an improperly designed or constructed building, for the nonperformance of adjacent building components or assemblies, of for other construction activities beyond Sto's control. Improper use of Sto products or use as part of an improperly designed or constructed larger assembly or building may result in serious damage to Sto products, and to the structure of the building or its components.

STO CORP. DISCLAIMS ALL WARRANTIES EXPRESSED OR IMPLIED EXCEPT FOR EXPLICIT LIMITED WRITTEN WARRANTIES ISSUED TO AND ACCEPTED BY BUILDING OWNERS IN ACCORDANCE WITH STO'S WARRANTY PROGRAMS WHICH ARE SUBJECT TO CHANGE FROM TIME TO TIME. For the fullest, most current information on proper application, clean-up, mixing and other specifications and warranties, cautions and disclaimers, please refer to the Sto Corp. website, www.stocorp.com.

Back to Top

StoLite™ Panel
Base of Wall

Detail No.: 50s.01C
Date: May 2020

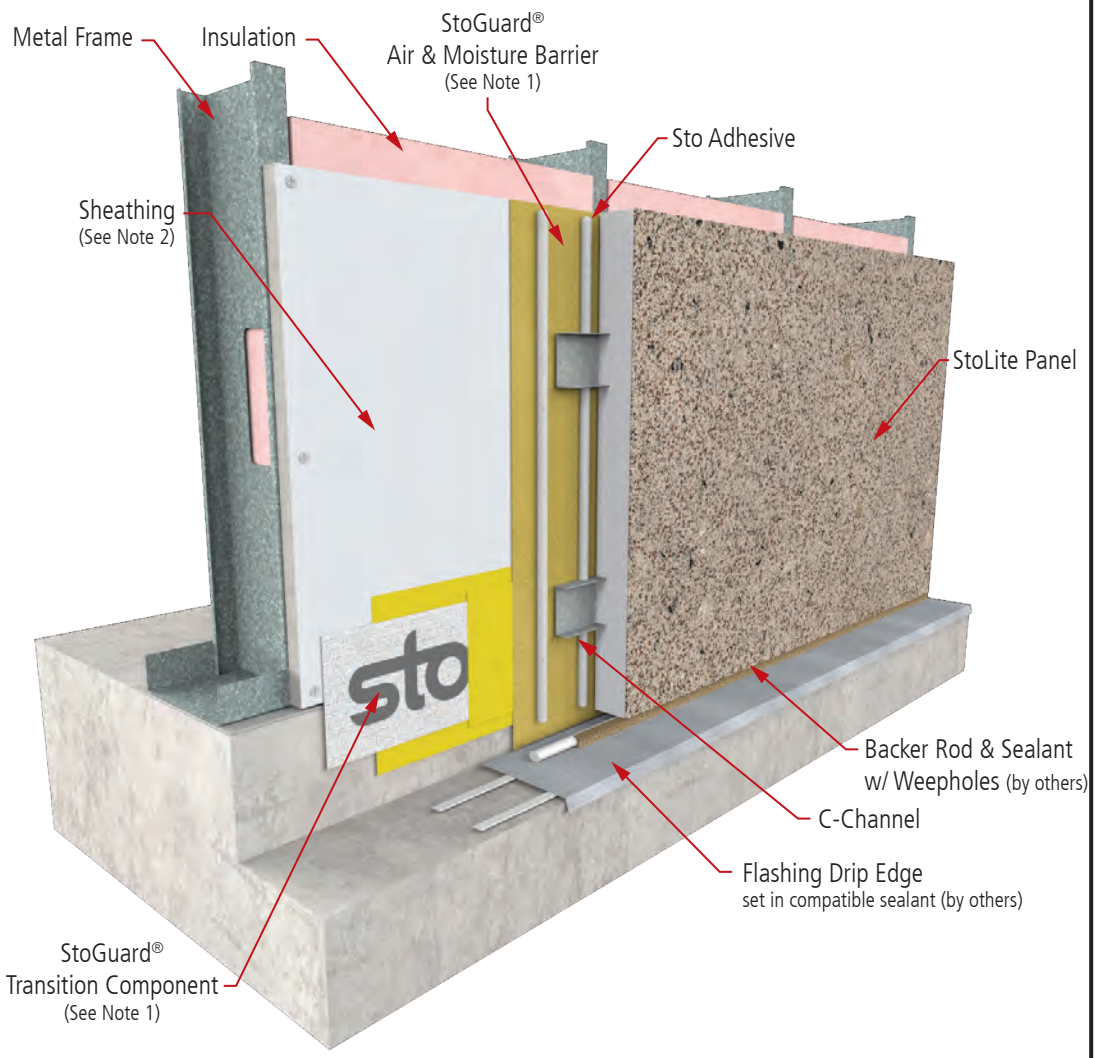

Notes:

1. Refer to Product Use Information (Fig.2) of StoLite Panel Design Guide and Detail Booklet for transition component, joint treatment, and rough opening protection product options.

2. Glass mat gypsum sheathing in compliance with ASTM C1177, exterior grade and Exposure 1 wood based sheathing, or cementitious sheathing in compliance with ASTM C1325.

3. Thru-Wall Flashing type to be determined by the design professional.

4. Components not identified as Sto are furnished by other manufacturers and are not necessarily installed by trades who install the Sto products. Refer to project specific contract documents.

Property of Sto Corp. All Rights Reserved.

www.stocorp.com

ATTENTION

Sto products are intended for use by qualified professional contractors, not consumers, as a component of a larger construction assembly as specified by a qualified design professional, general contractor or builder. They should be installed in accordance with those specifications and Sto's instructions. Sto Corp. disclaims all, and assumes no, liability for on-site inspections, for its products applied improperly, or by unqualified persons or entities, or as part of an improperly designed or constructed building, for the nonperformance of adjacent building components or assemblies, of for other construction activities beyond Sto's control. Improper use of Sto products or use as part of an improperly designed or constructed larger assembly or building may result in serious damage to Sto products, and to the structure of the building or its components.

STO CORP. DISCLAIMS ALL WARRANTIES EXPRESSED OR IMPLIED EXCEPT FOR EXPLICIT LIMITED WRITTEN WARRANTIES ISSUED TO AND ACCEPTED BY BUILDING OWNERS IN ACCORDANCE WITH STO'S WARRANTY PROGRAMS WHICH ARE SUBJECT TO CHANGE FROM TIME TO TIME. For the fullest, most current information on proper application, clean-up, mixing and other specifications and warranties, cautions and disclaimers, please refer to the Sto Corp. website, www.stocorp.com.

Back to Top

StoLite™ Panel
Box Window Head

Detail No.: 50s.02A
Date: May 2020

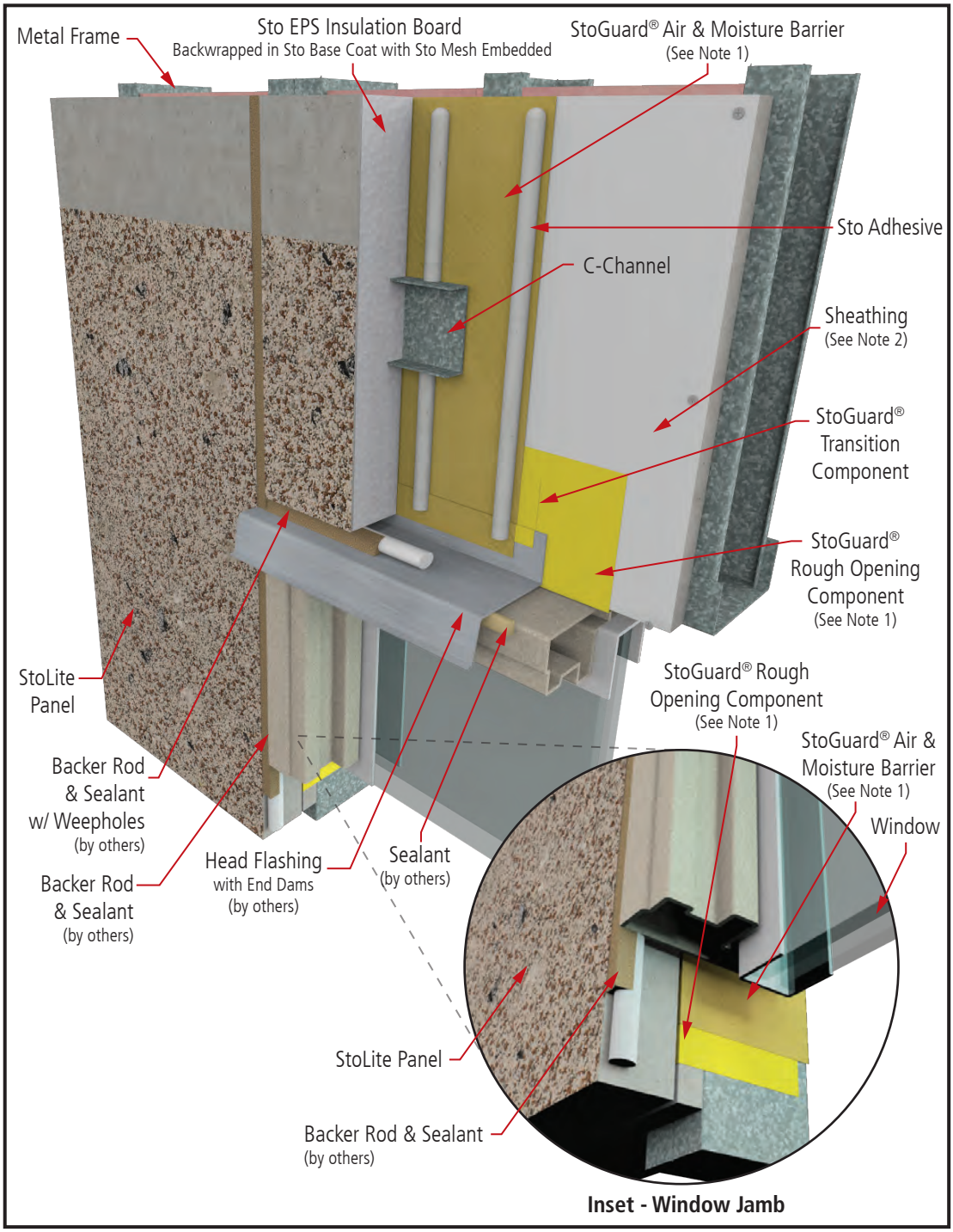

Inset - Window Jamb

Notes:

1. Refer to Product Use Information (Fig.2) of StoLite Panel Design Guide and Detail Booklet for transition component, joint treatment, and rough opening protection product options.

2. Glass mat gypsum sheathing in compliance with ASTM C1177, exterior grade and Exposure 1 wood based sheathing, or cementitious sheathing in compliance with ASTM C1325.

3.Thru-Wall Flashing type to be determined by the design professional.

4. Components not identified as Sto are furnished by other manufacturers and are not necessarily installed by trades who install the Sto products. Refer to project specific contract documents.

Property of Sto Corp. All Rights Reserved.

www.stocorp.com

ATTENTION

Sto products are intended for use by qualified professional contractors, not consumers, as a component of a larger construction assembly as specified by a qualified design professional, general contractor or builder. They should be installed in accordance with those specifications and Sto's instructions. Sto Corp. disclaims all, and assumes no, liability for on-site inspections, for its products applied improperly, or by unqualified persons or entities, or as part of an improperly designed or constructed building, for the nonperformance of adjacent building components or assemblies, of for other construction activities beyond Sto's control. Improper use of Sto products or use as part of an improperly designed or constructed larger assembly or building may result in serious damage to Sto products, and to the structure of the building or its components.

STO CORP. DISCLAIMS ALL WARRANTIES EXPRESSED OR IMPLIED EXCEPT FOR EXPLICIT LIMITED WRITTEN WARRANTIES ISSUED TO AND ACCEPTED BY BUILDING OWNERS IN ACCORDANCE WITH STO'S WARRANTY PROGRAMS WHICH ARE SUBJECT TO CHANGE FROM TIME TO TIME. For the fullest, most current information on proper application, clean-up, mixing and other specifications and warranties, cautions and disclaimers, please refer to the Sto Corp. website, www.stocorp.com.

Back to Top

StoLite™ Panel
Box Window Sill

Detail No.: 50s.02B
Date: May 2020

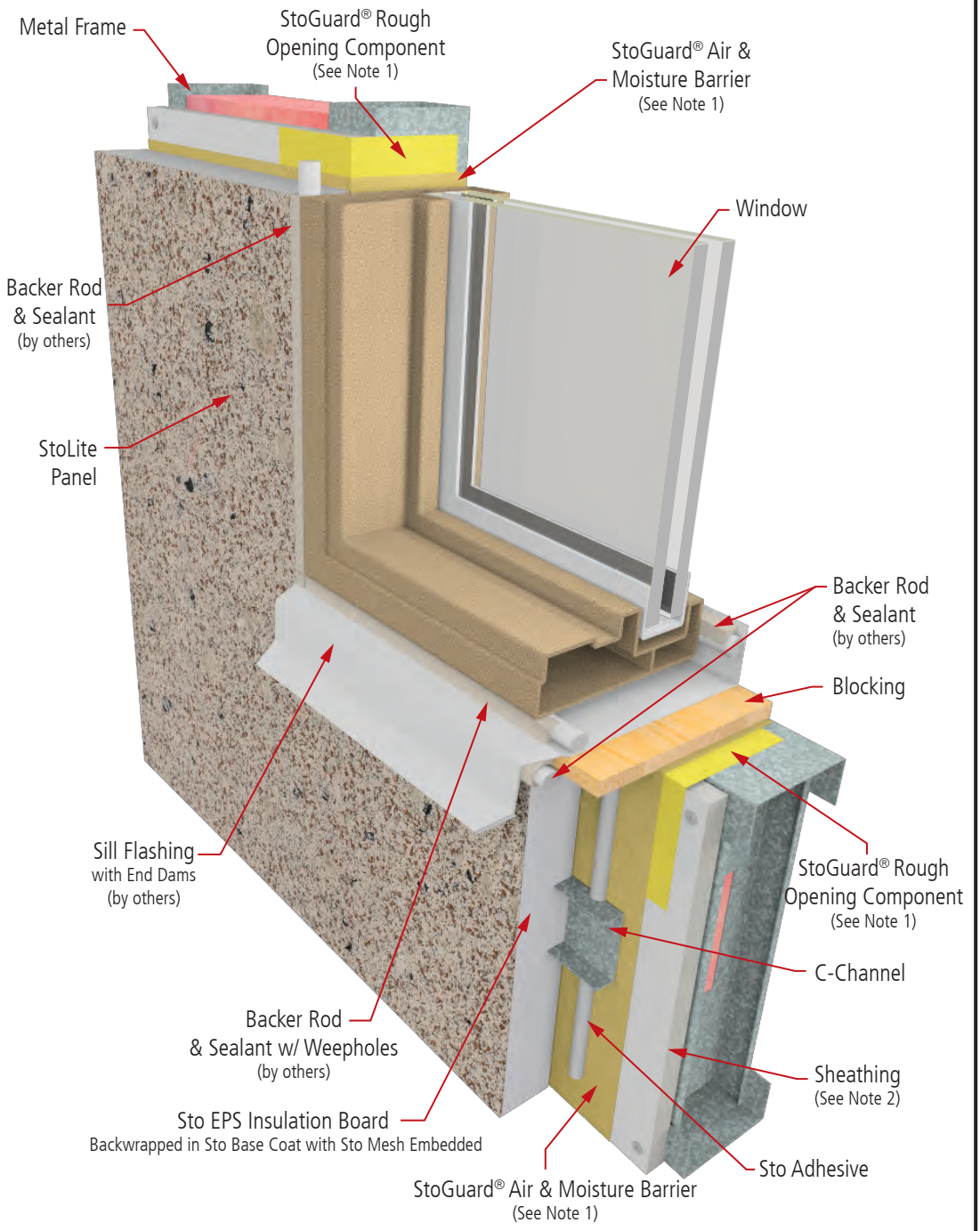

Notes:

1. Refer to Product Use Information (Fig.2) of StoLite Panel Design Guide and Detail Booklet for transition component, joint treatment, and rough opening protection product options.

2. Glass mat gypsum sheathing in compliance with ASTM C1177, exterior grade and Exposure 1 wood based sheathing, or cementitious sheathing in compliance with ASTM C1325.

3. Thru-Wall Flashing type to be determined by the design professional.

4. Components not identified as Sto are furnished by other manufacturers and are not necessarily installed by trades who install the Sto products. Refer to project specific contract documents.

Property of Sto Corp. All Rights Reserved.

www.stocorp.com

ATTENTION

Sto products are intended for use by qualified professional contractors, not consumers, as a component of a larger construction assembly as specified by a qualified design professional, general contractor or builder. They should be installed in accordance with those specifications and Sto's instructions. Sto Corp. disclaims all, and assumes no, liability for on-site inspections, for its products applied improperly, or by unqualified persons or entities, or as part of an improperly designed or constructed building, for the nonperformance of adjacent building components or assemblies, of for other construction activities beyond Sto's control. Improper use of Sto products or use as part of an improperly designed or constructed larger assembly or building may result in serious damage to Sto products, and to the structure of the building or its components.

STO CORP. DISCLAIMS ALL WARRANTIES EXPRESSED OR IMPLIED EXCEPT FOR EXPLICIT LIMITED WRITTEN WARRANTIES ISSUED TO AND ACCEPTED BY BUILDING OWNERS IN ACCORDANCE WITH STO'S WARRANTY PROGRAMS WHICH ARE SUBJECT TO CHANGE FROM TIME TO TIME. For the fullest, most current information on proper application, clean-up, mixing and other specifications and warranties, cautions and disclaimers, please refer to the Sto Corp. website, www.stocorp.com.

Back to Top

StoLite™ Panel
Inside Corner

Detail No.: 50s.03
Date: May 2020

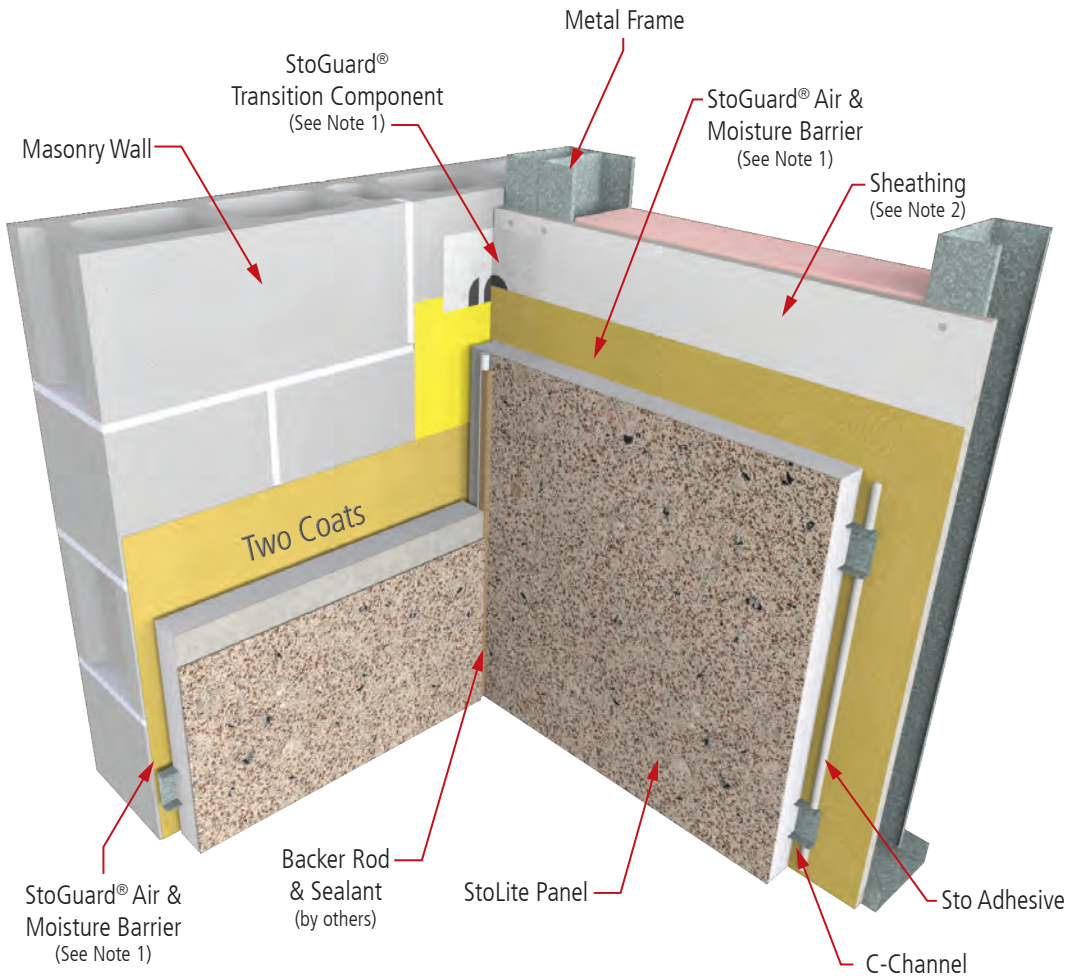

Notes:

1. Refer to Product Use Information (Fig.2) of StoLite Panel Design Guide and Detail Booklet for transition component, joint treatment, and rough opening protection product options.

2. Glass mat gypsum sheathing in compliance with ASTM C1177, exterior grade and Exposure 1 wood based sheathing, or cementitious sheathing in compliance with ASTM C1325.

3. Thru-Wall Flashing type to be determined by the design professional.

4. Components not identified as Sto are furnished by other manufacturers and are not necessarily installed by trades who install the Sto products. Refer to project specific contract documents.

Property of Sto Corp. All Rights Reserved.

www.stocorp.com

ATTENTION

Sto products are intended for use by qualified professional contractors, not consumers, as a component of a larger construction assembly as specified by a qualified design professional, general contractor or builder. They should be installed in accordance with those specifications and Sto's instructions. Sto Corp. disclaims all, and assumes no, liability for on-site inspections, for its products applied improperly, or by unqualified persons or entities, or as part of an improperly designed or constructed building, for the nonperformance of adjacent building components or assemblies, of for other construction activities beyond Sto's control. Improper use of Sto products or use as part of an improperly designed or constructed larger assembly or building may result in serious damage to Sto products, and to the structure of the building or its components.

STO CORP. DISCLAIMS ALL WARRANTIES EXPRESSED OR IMPLIED EXCEPT FOR EXPLICIT LIMITED WRITTEN WARRANTIES ISSUED TO AND ACCEPTED BY BUILDING OWNERS IN ACCORDANCE WITH STO'S WARRANTY PROGRAMS WHICH ARE SUBJECT TO CHANGE FROM TIME TO TIME. For the fullest, most current information on proper application, clean-up, mixing and other specifications and warranties, cautions and disclaimers, please refer to the Sto Corp. website, www.stocorp.com.

Back to Top

StoLite™ Panel
Outside Corner

Detail No.: 50s.04
Date: May 2020

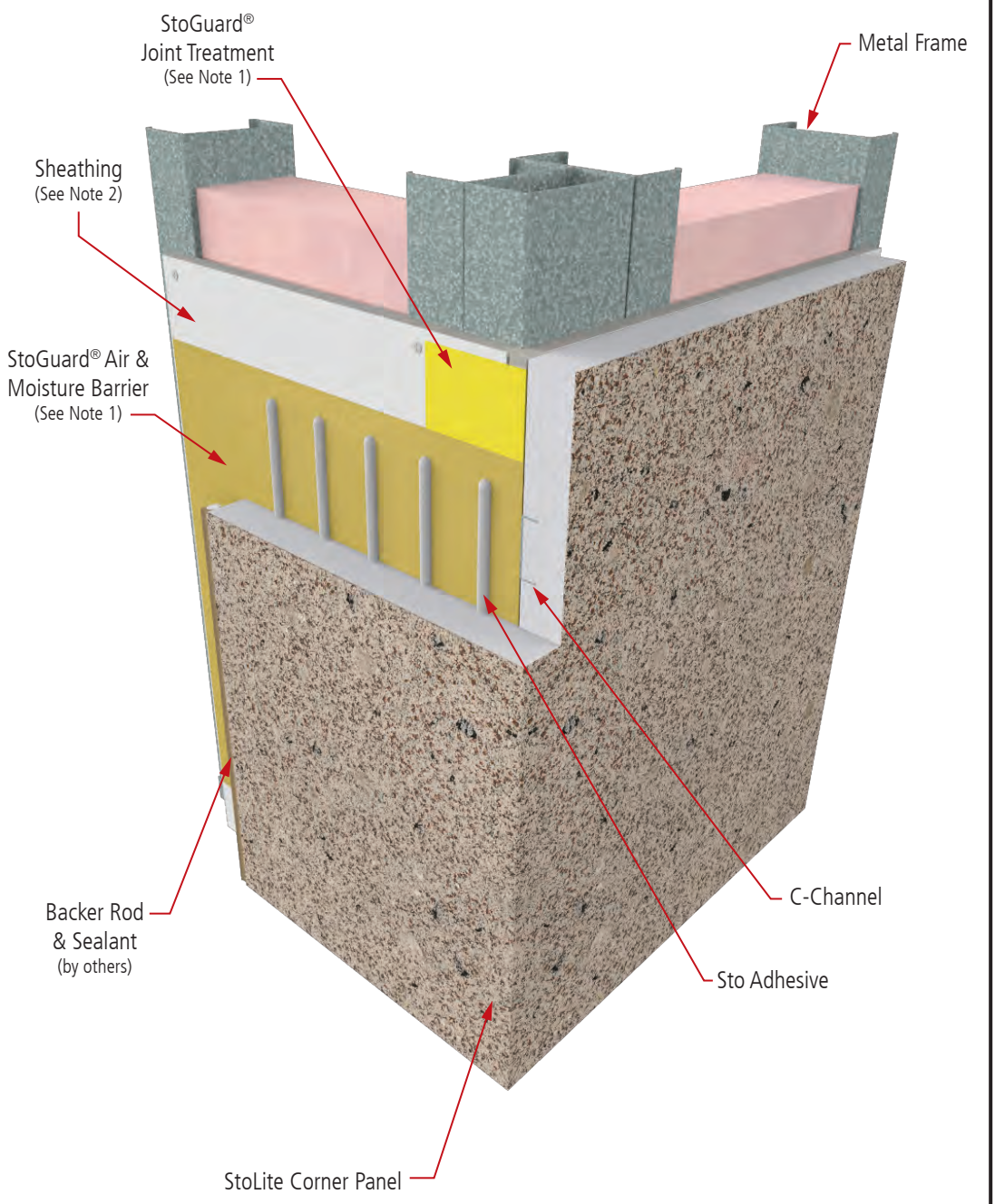

Notes:

1. Refer to Product Use Information (Fig.2) of StoLite Panel Design Guide and Detail Booklet for transition component, joint treatment, and rough opening protection product options.

2. Glass mat gypsum sheathing in compliance with ASTM C1177, exterior grade and Exposure 1 wood based sheathing, or cementitious sheathing in compliance with ASTM C1325.

3. Thru-Wall Flashing type to be determined by the design professional.

4. Components not identified as Sto are furnished by other manufacturers and are not necessarily installed by trades who install the Sto products. Refer to project specific contract documents.

Property of Sto Corp. All Rights Reserved.

www.stocorp.com

ATTENTION

Sto products are intended for use by qualified professional contractors, not consumers, as a component of a larger construction assembly as specified by a qualified design professional, general contractor or builder. They should be installed in accordance with those specifications and Sto's instructions. Sto Corp. disclaims all, and assumes no, liability for on-site inspections, for its products applied improperly, or by unqualified persons or entities, or as part of an improperly designed or constructed building, for the nonperformance of adjacent building components or assemblies, of for other construction activities beyond Sto's control. Improper use of Sto products or use as part of an improperly designed or constructed larger assembly or building may result in serious damage to Sto products, and to the structure of the building or its components.

STO CORP. DISCLAIMS ALL WARRANTIES EXPRESSED OR IMPLIED EXCEPT FOR EXPLICIT LIMITED WRITTEN WARRANTIES ISSUED TO AND ACCEPTED BY BUILDING OWNERS IN ACCORDANCE WITH STO'S WARRANTY PROGRAMS WHICH ARE SUBJECT TO CHANGE FROM TIME TO TIME. For the fullest, most current information on proper application, clean-up, mixing and other specifications and warranties, cautions and disclaimers, please refer to the Sto Corp. website, www.stocorp.com.

Back to Top

StoLite™ Panel
Termination at Parapet

Detail No.: 50s.05A
Date: May 2020

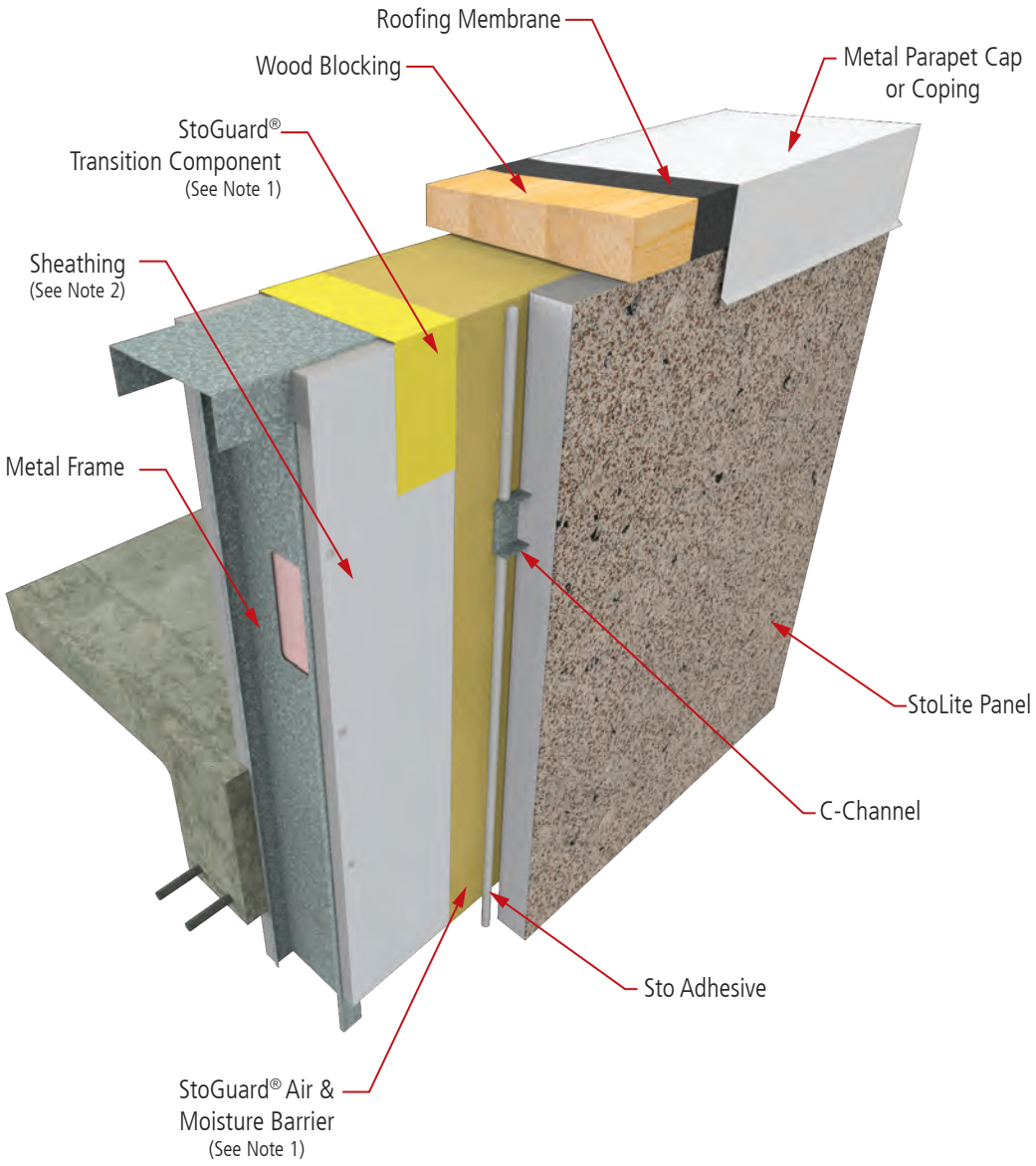

Notes:

1. Refer to Product Use Information (Fig.2) of StoLite Panel Design Guide and Detail Booklet for transition component, joint treatment, and rough opening protection product options.

2. Glass mat gypsum sheathing in compliance with ASTM C1177, exterior grade and Exposure 1 wood based sheathing, or cementitious sheathing in compliance with ASTM C1325.

3. Protect exposed StoGuard with two coats of StoColor Acryl Plus coating.

4. Components not identified as Sto are furnished by other manufacturers and are not necessarily installed by trades who install the Sto products. Refer to project specific contract documents.

Property of Sto Corp. All Rights Reserved.

www.stocorp.com

ATTENTION

Sto products are intended for use by qualified professional contractors, not consumers, as a component of a larger construction assembly as specified by a qualified design professional, general contractor or builder. They should be installed in accordance with those specifications and Sto's instructions. Sto Corp. disclaims all, and assumes no, liability for on-site inspections, for its products applied improperly, or by unqualified persons or entities, or as part of an improperly designed or constructed building, for the nonperformance of adjacent building components or assemblies, of for other construction activities beyond Sto's control. Improper use of Sto products or use as part of an improperly designed or constructed larger assembly or building may result in serious damage to Sto products, and to the structure of the building or its components.

STO CORP. DISCLAIMS ALL WARRANTIES EXPRESSED OR IMPLIED EXCEPT FOR EXPLICIT LIMITED WRITTEN WARRANTIES ISSUED TO AND ACCEPTED BY BUILDING OWNERS IN ACCORDANCE WITH STO'S WARRANTY PROGRAMS WHICH ARE SUBJECT TO CHANGE FROM TIME TO TIME. For the fullest, most current information on proper application, clean-up, mixing and other specifications and warranties, cautions and disclaimers, please refer to the Sto Corp. website, www.stocorp.com.

Back to Top

StoLite™ Panel
Termination at Parapet with Cornice Detail or Special Shape

Detail No.: 50s.05B
Date: May 2020

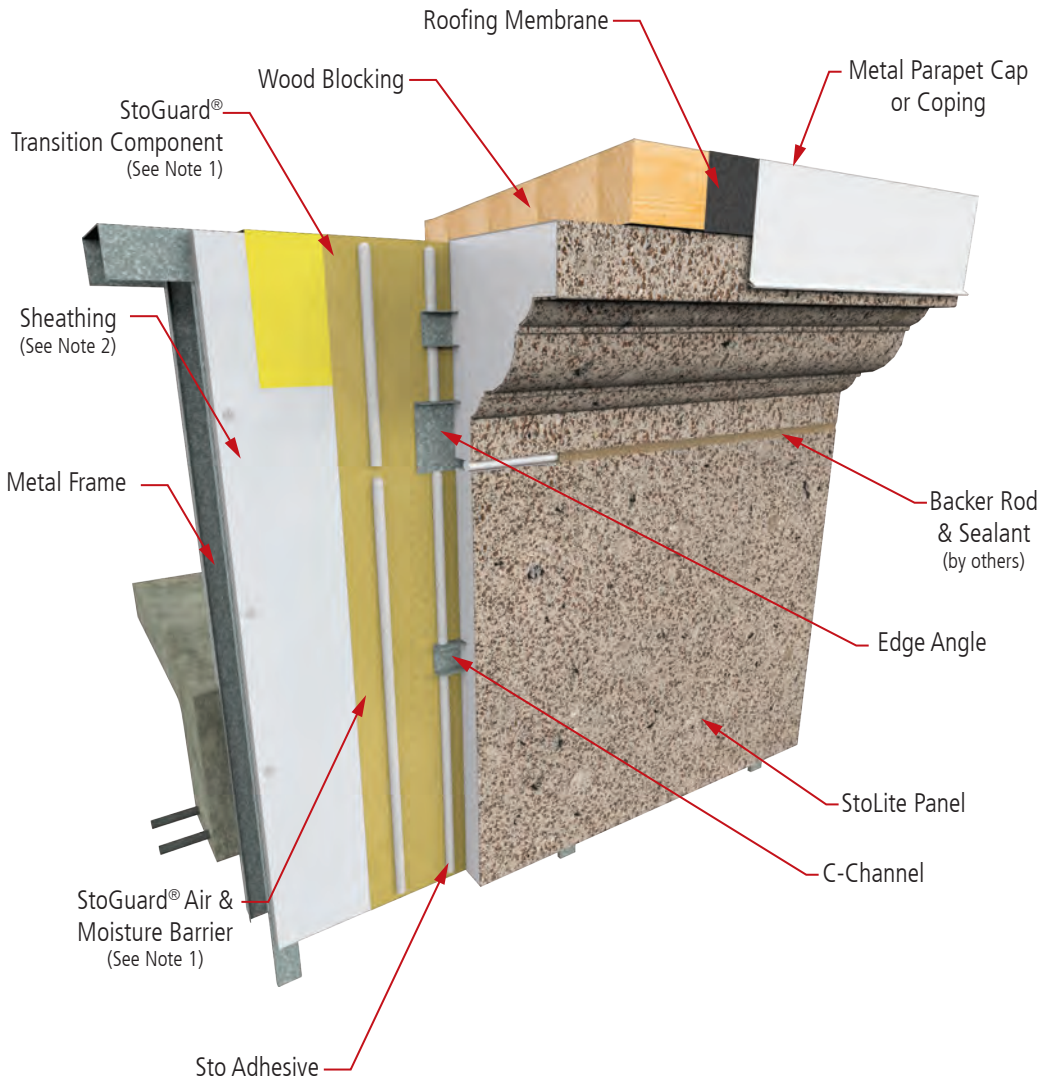

Notes:

1. Refer to Product Use Information (Fig.2) of StoLite Panel Design Guide and Detail Booklet for transition component, joint treatment, and rough opening protection product options.

2. Glass mat gypsum sheathing in compliance with ASTM C1177, exterior grade and Exposure 1 wood based sheathing, or cementitious sheathing in compliance with ASTM C1325.

3. Components not identified as Sto are furnished by other manufacturers and are not necessarily installed by trades who install the Sto products. Refer to project specific contract documents.

Property of Sto Corp. All Rights Reserved.

www.stocorp.com

ATTENTION

Sto products are intended for use by qualified professional contractors, not consumers, as a component of a larger construction assembly as specified by a qualified design professional, general contractor or builder. They should be installed in accordance with those specifications and Sto's instructions. Sto Corp. disclaims all, and assumes no, liability for on-site inspections, for its products applied improperly, or by unqualified persons or entities, or as part of an improperly designed or constructed building, for the nonperformance of adjacent building components or assemblies, of for other construction activities beyond Sto's control. Improper use of Sto products or use as part of an improperly designed or constructed larger assembly or building may result in serious damage to Sto products, and to the structure of the building or its components.

STO CORP. DISCLAIMS ALL WARRANTIES EXPRESSED OR IMPLIED EXCEPT FOR EXPLICIT LIMITED WRITTEN WARRANTIES ISSUED TO AND ACCEPTED BY BUILDING OWNERS IN ACCORDANCE WITH STO'S WARRANTY PROGRAMS WHICH ARE SUBJECT TO CHANGE FROM TIME TO TIME. For the fullest, most current information on proper application, clean-up, mixing and other specifications and warranties, cautions and disclaimers, please refer to the Sto Corp. website, www.stocorp.com.

Back to Top

StoLite™ Panel
Termination at Soffit

Detail No.: 50s.06
Date: May 2020

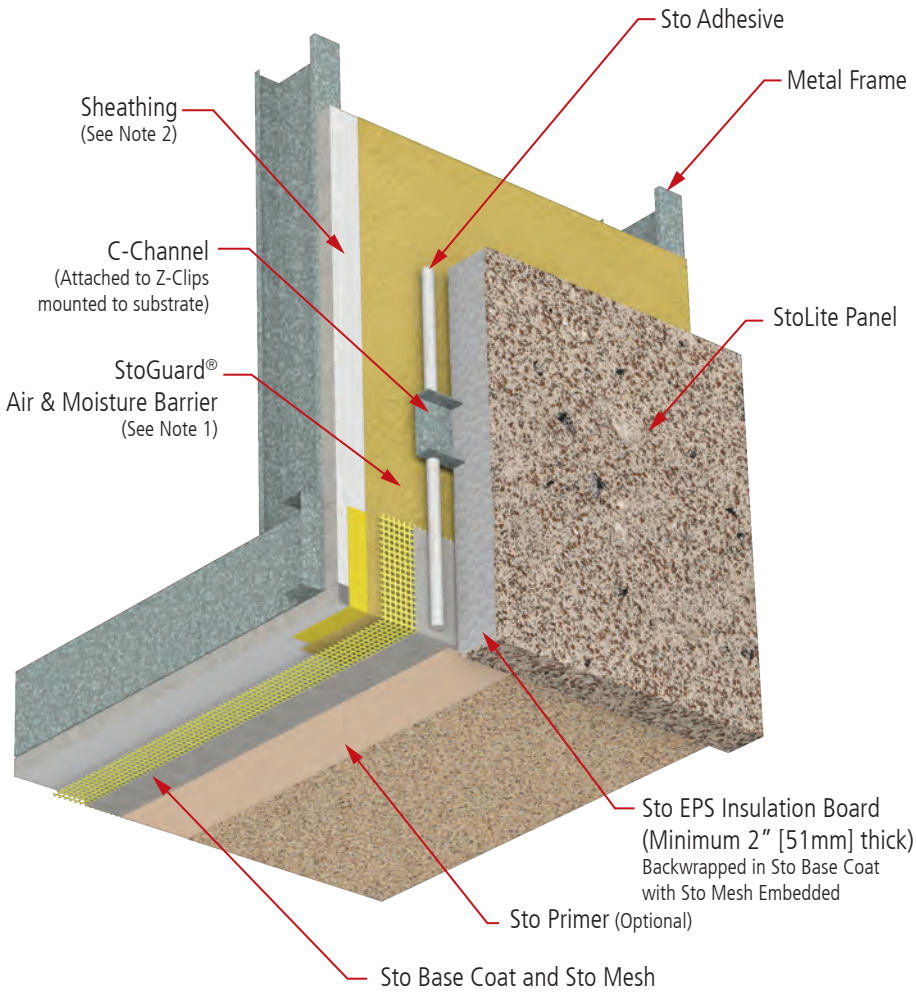

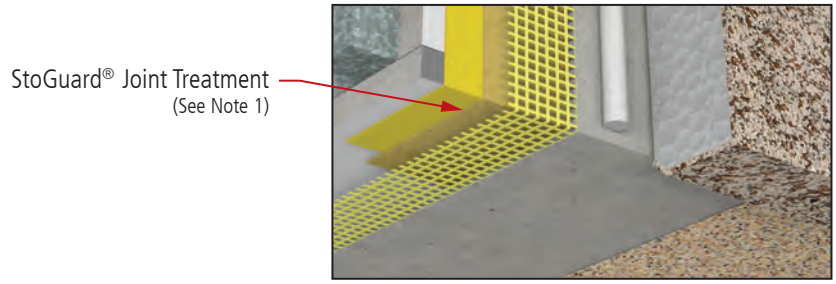

Inset - Fascia Detail

Notes:

1. Refer to Product Use Information (Fig.2) of StoLite Panel Design Guide and Detail Booklet for transition component, joint treatment, and rough opening protection product options.

2. Glass mat gypsum sheathing in compliance with ASTM C1177, exterior grade and Exposure 1 wood based sheathing, or cementitious sheathing in compliance with ASTM C1325.

3. Components not identified as Sto are furnished by other manufacturers and are not necessarily installed by trades who install the Sto products. Refer to project specific contract documents.

Property of Sto Corp. All Rights Reserved.

www.stocorp.com

ATTENTION

Sto products are intended for use by qualified professional contractors, not consumers, as a component of a larger construction assembly as specified by a qualified design professional, general contractor or builder. They should be installed in accordance with those specifications and Sto's instructions. Sto Corp. disclaims all, and assumes no, liability for on-site inspections, for its products applied improperly, or by unqualified persons or entities, or as part of an improperly designed or constructed building, for the nonperformance of adjacent building components or assemblies, of for other construction activities beyond Sto's control. Improper use of Sto products or use as part of an improperly designed or constructed larger assembly or building may result in serious damage to Sto products, and to the structure of the building or its components.

STO CORP. DISCLAIMS ALL WARRANTIES EXPRESSED OR IMPLIED EXCEPT FOR EXPLICIT LIMITED WRITTEN WARRANTIES ISSUED TO AND ACCEPTED BY BUILDING OWNERS IN ACCORDANCE WITH STO'S WARRANTY PROGRAMS WHICH ARE SUBJECT TO CHANGE FROM TIME TO TIME. For the fullest, most current information on proper application, clean-up, mixing and other specifications and warranties, cautions and disclaimers, please refer to the Sto Corp. website, www.stocorp.com.