



MIAMI-DADE COUNTY
BUILDING CODE COMPLIANCE OFFICE (BCCO)
PRODUCT CONTROL DIVISION

MIAMI-DADE COUNTY, FLORIDA
METRO-DADE FLAGLER BUILDING
140 WEST FLAGLER STREET, SUITE 1603
MIAMI, FLORIDA 33130-1563
(305) 375-2901 FAX (305) 372-6339

NOTICE OF ACCEPTANCE (NOA)

www.maimidade.gov/buildingcode

Sto Corporation
3800 Camp Creek Parkway
Bldg 1400, Ste 120
Atlanta, GA 30331

SCOPE: This NOA is being issued under the applicable rules and regulations governing the use of construction materials. The documentation submitted has been reviewed by Miami-Dade County Product Control Division and accepted by the Board of Rules and Appeals (BORA) to be used in Miami Dade County and other areas where allowed by the Authority Having Jurisdiction (AHJ).

This NOA shall not be valid after the expiration date stated below. The Miami-Dade County Product Control Division (In Miami Dade County) and/or the AHJ (in areas other than Miami Dade County) reserve the right to have this product or material tested for quality assurance purposes. If this product or material fails to perform in the accepted manner; the manufacturer will incur the expense of such testing and the AHJ may immediately revoke, modify, or suspend the use of such product or material within their jurisdiction. BORA reserves the right to revoke this acceptance, if it is determined by Miami-Dade County Product Control Division that this product or material fails to meet the requirements of the applicable building code.

This product is approved as described herein, and has been designed to comply with the Florida Building Code, including the High Velocity Hurricane Zone.

DESCRIPTION: Sto H-AT Exterior Insulation and Finish System – L.M.I.

APPROVAL DOCUMENT: Drawing No. **Sto H-AT**, titled "Sto H-AT EIFS for Large Missile Impact Resistance", sheets 1 through 3 of 3, prepared by Sto Corporation, dated 11/21/02, signed and sealed by C. B. Shiver, P.E., bearing the Miami-Dade County Product Control renewal stamp with the Notice of Acceptance number and expiration date by the Miami-Dade County Product Control Division.

MISSILE IMPACT RATING: Large and Small Missile Impact Resistant

LABELING: Each unit shall bear a permanent label with the manufacturer's name or logo, city, state and following statement: "Miami-Dade County Product Control Approved", unless otherwise noted herein.

RENEWAL of this NOA shall be considered after a renewal application has been filed and there has been no change in the applicable building code negatively affecting the performance of this product.

TERMINATION of this NOA will occur after the expiration date or if there has been a revision or change in the materials, use, and/or manufacture of the product or process. Misuse of this NOA as an endorsement of any product, for sales, advertising or any other purposes shall automatically terminate this NOA. Failure to comply with any section of this NOA shall be cause for termination and removal of NOA.

ADVERTISEMENT: The NOA number preceded by the words Miami-Dade County, Florida, and followed by the expiration date may be displayed in advertising literature. If any portion of the NOA is displayed, then it shall be done in its entirety.

INSPECTION: A copy of this entire NOA shall be provided to the user by the manufacturer or its distributors and shall be available for inspection at the job site at the request of the Building Official.

This NOA **renewal NOA # 03-0422.01** and consists of this page 1 and evidence pages E-1 and E-2, as well as approval document mentioned above.

The submitted documentation was reviewed by **Carlos M. Utrera, P.E.**



[Handwritten Signature]
 11/25/08

NOA No. 08-0423.08
Expiration Date: August 14, 2013
Approval Date: December 18, 2008
Page 1

NOTICE OF ACCEPTANCE: EVIDENCE SUBMITTED

A. DRAWINGS

1. Drawing No. **Sto H-AT**, titled "Sto H-AT EIFS for Large Missile Impact Resistance", sheets 1 through 3 of 3, prepared by Sto Corporation, dated 11/21/02, signed and sealed by C. B. Shiver, P.E.

B. TESTS


1. Test report on Large Missile Impact per TAS201, Cyclic Load Test per TAS 203 and Static Air Pressure with water infiltration Test per TAS 202 of "Sto H-AT with Primer/Adhesive B", prepared by Hurricane Test Laboratory Inc, report # 0064-1020-02 dated 12/18/02, signed and sealed by V. J. Abraham, PE.
2. Test report on Large Missile Impact per TAS201, Cyclic Load Test per TAS 203 and Static Air Pressure with water infiltration Test per TAS 202 of "Sto H-AT with BTS-Plus", prepared by Hurricane Test Laboratory Inc, report # 0064-1025-02 dated 12/18/02, signed and sealed by V. J. Abraham, PE.
3. Test report on Large Missile Impact per TAS201, Cyclic Load Test per TAS 203 and Static Air Pressure with water infiltration Test per TAS 202 of "Sto H-AT with Primer/Adhesive B", prepared by Hurricane Test Laboratory Inc, report # 0064-1026-02 dated 12/18/02, signed and sealed by V. J. Abraham, PE.
4. Test report on Large Missile Impact per TAS201, Cyclic Load Test per TAS 203 and Static Air Pressure with water infiltration Test per TAS 202 of "Sto H-AT with Primer/Adhesive B", prepared by Hurricane Test Laboratory Inc, report # 0064-1027-02 dated 12/18/02, signed and sealed by V. J. Abraham, PE.
"Submitted under NOA # 03-0422.01"

C. CALCULATIONS

1. Calculations prepared by Cerny & Ivey Engineers, Inc. on 01/20/03 & 01/28/03 sheets 1 through 9 and sheets 1 through 7 without signature but mentioned on the code compliance letter.
"Submitted under NOA # 03-0422.01"

D. QUALITY ASSURANCE

1. Miami Dade Building Code Compliance Office (BCCO).



11/25/08

Carlos M. Utrera, P.E.
Product Control Examiner
NOA No. 08-0423.08

Expiration Date: August 14, 2013
Approval Date: December 18, 2008

NOTICE OF ACCEPTANCE: EVIDENCE SUBMITTED

E. MATERIAL CERTIFICATIONS

1. Notice of Acceptance No. **07-1107.08**, issued to Dyplast Products LLC., for their EPS Block Type Insulation, approved on 02/28/08, and expiring on 01/11/12.

F. STATEMENTS

1. Code compliance letter issue by Cerny & Ivey Engineers, Inc on 07/07/03, signed and sealed by R. N. Kenney, P.E.
"Submitted under NOA # 03-0422.01"
2. No change letter issued by Sto Corporation, dated 04/17/07, signed by Abe Koury.
3. Still in business letter issued by Kimley-Horn and Associates, Inc, dated 04/14/08, signed by Robert N. Kenney, P.E.

G. OTHER

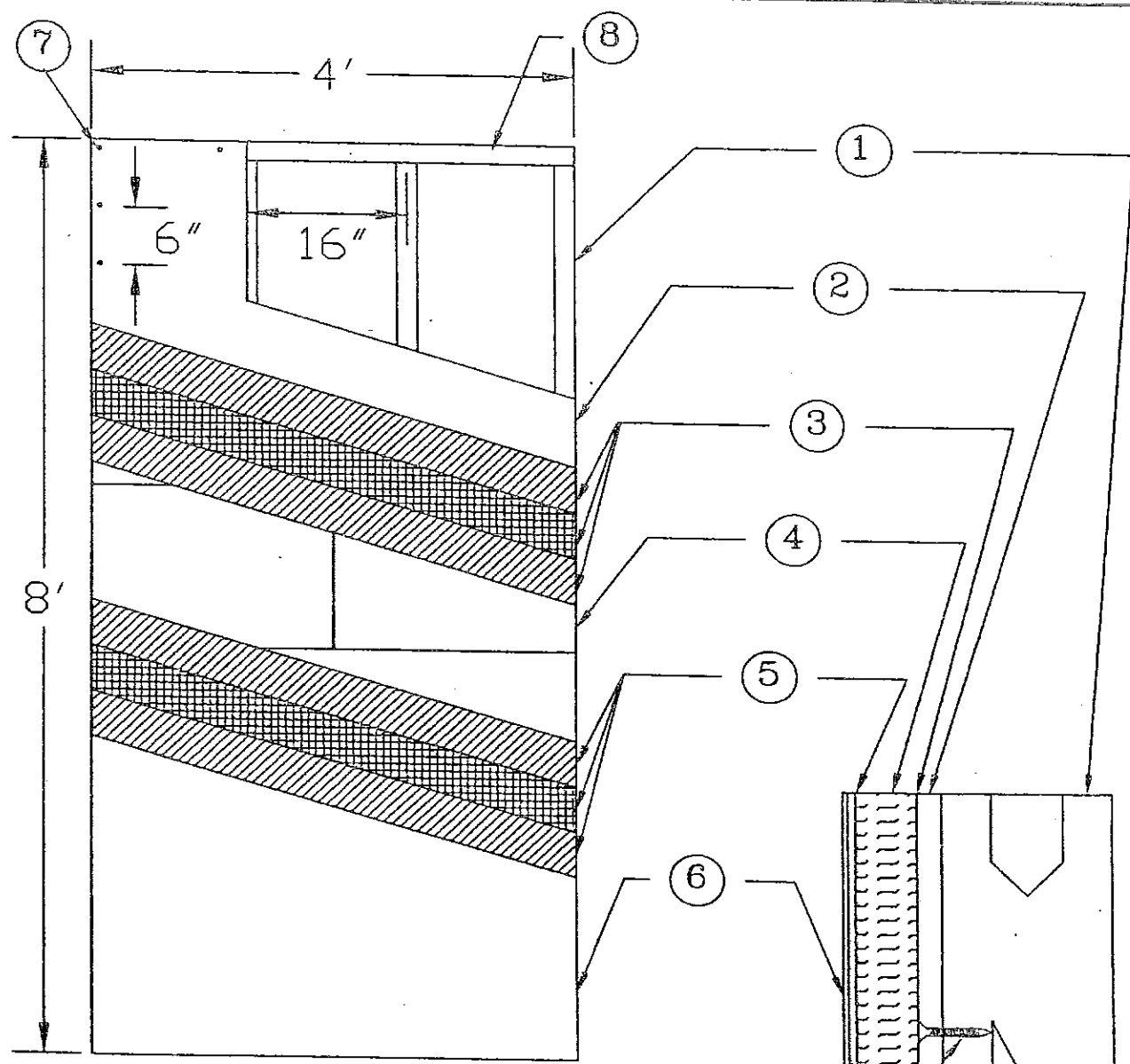
1. Notice of Acceptance No. **03-0422.01**, issued to Sto Corporation, approved on 08/14/03 and expiring on 08/14/08.



11/28/08

Carlos M. Utrera, P.E.
Product Control Examiner
NOA No. 08-0423.08

Expiration Date: August 14, 2013
Approval Date: December 18, 2008



KEY:

1. 3-5/8" Steel Studs (18 ga) @ 16" O.C.
2. 1/2" Fiberock® Aqua-Tough™ Sheathing (ASTM C-1278)
3. Sto Armor Mat XX (No. 922, 20oz/sq.yd.) embedded in Sto Primer/Adhesive (No. 100), Sto Primer/Adhesive-B (No. 101), Sto BTS-Plus (No. 727), or Sto BTS-Silo (No. 727Silo).
4. EPS Board @ minimum 1" thick
5. Sto Mesh (No. 920, 4.5oz/sq.yd.) embedded in Sto Primer/Adhesive (No. 100), Sto Primer/Adhesive-B (No. 101), Sto BTS-Plus (No. 727) or Sto BTS-Silo (No. 727Silo)
6. Sto Finish (No. 310, 306, and 307) or Stolit (No. 130, 131, 141, 156, 175)
7. #8 x 1-1/4" corrosion resistant waferhead screws @ 6" o.c. field and perimeter
8. U channel on head & sill secured to vertical studs with #8 x 1/2" sms inboard and outboard.

1.0 Description

1.1 Substrates approved with the system

1.1.1. Fiberock® Aqua-Tough™ sheathing over steel studs. Minimum of 3-5/8" x 1 1/8" x 18 ga. steel studs @ 16" o.c. with minimum 1/2" sheathing (ASTM C-1278) fastened to the steel studs with #8 x 1-1/4" corrosion resistant waferhead screws @ 6" o.c. field and perimeter.

1.1.2. All substrates approved under this Notice of Acceptance shall be designed by a Florida Professional Engineer or Registered Architect according to 2004/2007 Florida Building Code and the minimum standards established here. Provisions for diaphragm action are necessary for gypsum wall substrates that are intended to resist shear forces and the deflection shall be limited to L/240 on all cases.

1.2 Components of the System

1.2.1. Sto BTS-Plus Adhesive (No.727), Sto Primer/Adhesive (No. 100), Sto Primer/Adhesive-B (No. 101), or Sto BTS-Silo (No. 727Silo).

These are polymer cement based adhesives and base coats available in 60 lb bags, mixed with clean water and applied to the substrate per the manufacturer's recommendation to form a nominal 1/8" coat with spray equipment or a stainless steel trowel.

1.2.2. Sto Armor Mat XX (No. 922)

Any exposed sheathing surface is to be cleaned to remove any bond inhibiting particles from the surface of the sheathing. A nominal 20 oz/sy interlaced open-weave glass fabric treated with alkaline resistant coating for compatibility with Sto materials. Sto BTS-Plus, Sto Primer/Adhesive, Sto Primer/Adhesive-B or Sto BTS-Silo are mixed and applied by spray or trowel to a wet thickness of 1/8" to the face of the sheathing. Work horizontally or vertically in strips of 40" and immediately embed the fabric into the wet base troweling from the center to the edge. Butt seams, fully embed the fabric and allow to dry for a minimum of 12 hours before applying insulation boards.

1.2.3. Insulation Boards

Dyplast minimum 1" thick EPS boards in compliance with ASTM C-578 type I and 1.07 lb/cf density as approved under the Notice of Acceptance # 07-1107.08. Sto BTS-Plus, Sto Primer/Adhesive, or Sto Primer/Adhesive-B are applied uniformly in ribbons parallel to the long or short dimension to the back of the 1" thick Dyplast boards using a 1/2" x 1/2" stainless steel U notched trowel. Sto BTS-Silo is applied by spray to the sheathing surface. Then the notched trowel is used to create uniform ribbons of adhesive on the sheathing surface. The boards shall be placed, applying pressure, in a running bond pattern with the long dimension horizontal and from a level base starting line. Butt all joints tightly to avoid thermal breaks. Adhesive should not get between joints. After the insulation boards cover the entire surface, fill voids with slivers of insulation. When the boards are firmly adhered to the substrate, rasp all irregularities to achieve a smooth surface. This application shall be allowed to dry completely before the next step.

1.2.4. Sto Mesh (No. 920)

A nominal 4.5 oz/sy symmetrical, interlaced open-weave glass fabric made with minimum 20% weight alkaline resistance coating for compatibility with Sto materials. Available in rolls 36" wide. Sto BTS-Plus, Sto Primer/Adhesive, Sto Primer/Adhesive-B, or Sto BTS-Silo is mixed again and applied by spray or trowel to a wet thickness of 1/8" to the face of the Dyplast boards. Work horizontally or vertically in strips of 40" and immediately embed the mesh into the wet base troweling from the center to the edge of the mesh. Overlap the mesh not less than 2-1/2" in all directions and backwrap mesh edges and sides. The mesh shall be fully embedded so the color does not show through the base coat and it shall be allowed to dry for 12 hours before applying the Sto textured finishes.

1.2.5. Sto Textured Finish (No. 310, 306, and 307), Stolit (No. 130, 131, 141, 156, 175) are ready mixed, acrylic based, textured wall coatings. The finish is mixed with a high speed electric mixer and applied by trowel to a nominal thickness of 1/8". Apply on a continuous application working from the wet toward the unfinished area.

GENERAL NOTES:

1) This system has been designed in accordance with 2004/2007 Florida Building Code

2) This system has been tested in accordance with the Dade County Protocol TAS-201; TAS-202 and TAS-203 Large Missile Impact, Structural and Cyclic Testing.

3) This system shall be installed by a licensed plastering contractor following the recommendations of Sto Corp, this notice of acceptance and the applicable sections of 2004/2007 Florida Building Code.

4) The engineer and/or architect of record for each project using this system shall size all stud framing to ensure conformance with stud deflection and stress limitations as required by governing codes and this document.

5) Insulation boards shall be placed in a running bond pattern.

6) All studs used with this system shall be completely sheathed at the interior flange or bridged at maximum every 5 ft. of stud length or as specified by stud manufacturer.

7) All steel studs shall be structural with min 1-5/8" min. flange width and have minimum yield strength of 33000 PSI.

8) Details on page No. 2 and 3 are typical and show intent to prevent water infiltration into and behind the system. Alternate detailing and specific conditions not covered by the typical details are the responsibility of the licensed design professional in consultation with Sto Corp.

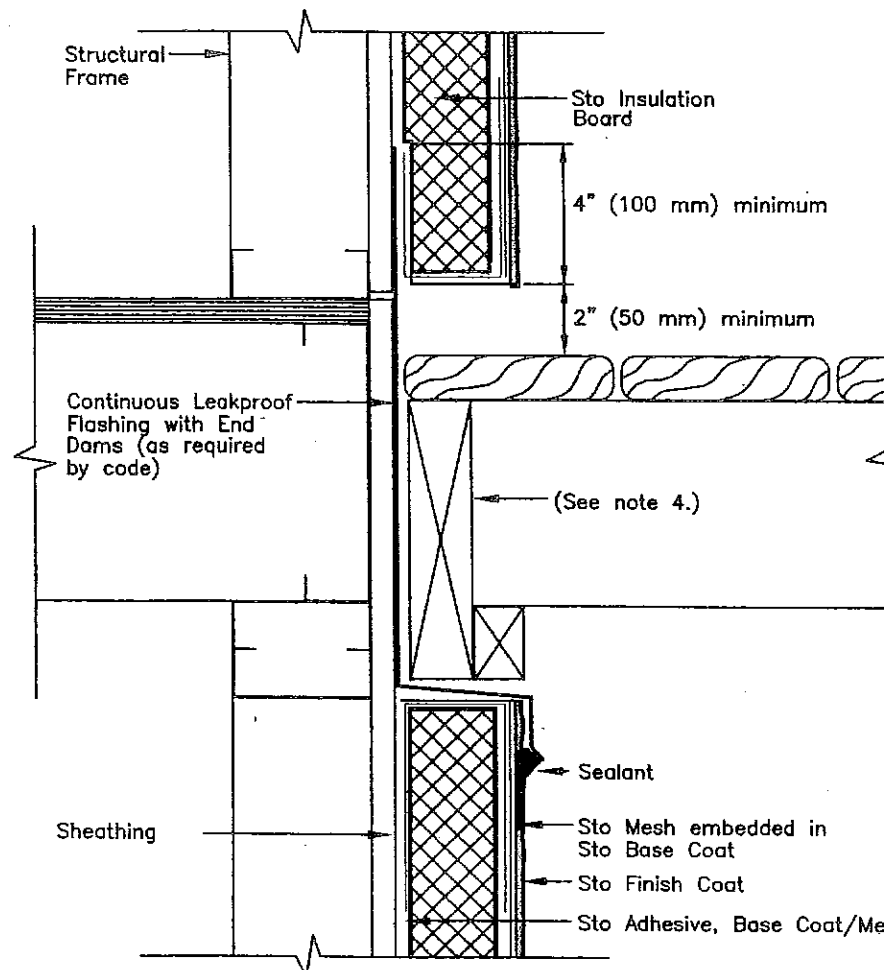
PRODUCT RENEWED
 as complying with the Florida
 Building Code
 Acceptance No. 07-1107.08
 Expiration Date 08/14/2013
 By *[Signature]*
 Miami Dade Product Control
 Division

Design Pressure Rating
 +/-70 PSF
 Large Missile Impact Resistance

CERNY & IVEY ENGINEERS, INC.
 CONSULTING ENGINEERS TESTING LABORATORY
 5530 PEACHTREE PARKWAY, NORCROSS, GA 30092
 (770)-440-6936 FAX (770)-308-1148

[Signature]
 11-10-2008

Sto Corp.
 3800 Camp Creek Parkway
 Building 1400, Suite 120
 Atlanta, GA 30331
 Sto H-AT EIFS
 for
 Large Missile
 Impact Resistance
 Drawing no. Sto H-AT
 Page No. 1 of 3
 Date: 11/5/2008
 Not to Scale



- Notes:**
1. Seal penetrations through flashing where attached to framing.
 2. Distance of EIFS to deck varies with climate. Allow sufficient distance to prevent snow/ice and puddling water against system.
 3. Provide end dams where flashings terminate at ends of deck.
 4. Pressure treated wood (space from flashing or rout backside to provide drainage).

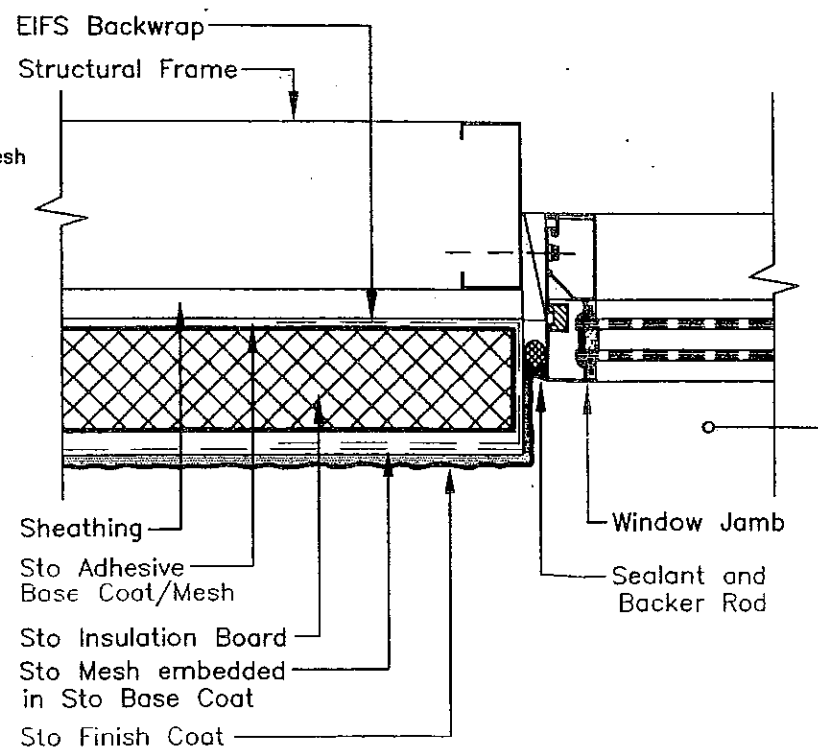
TERMINATION AT DECK
N.T.S.

TYPICAL DETAILS

Notes:

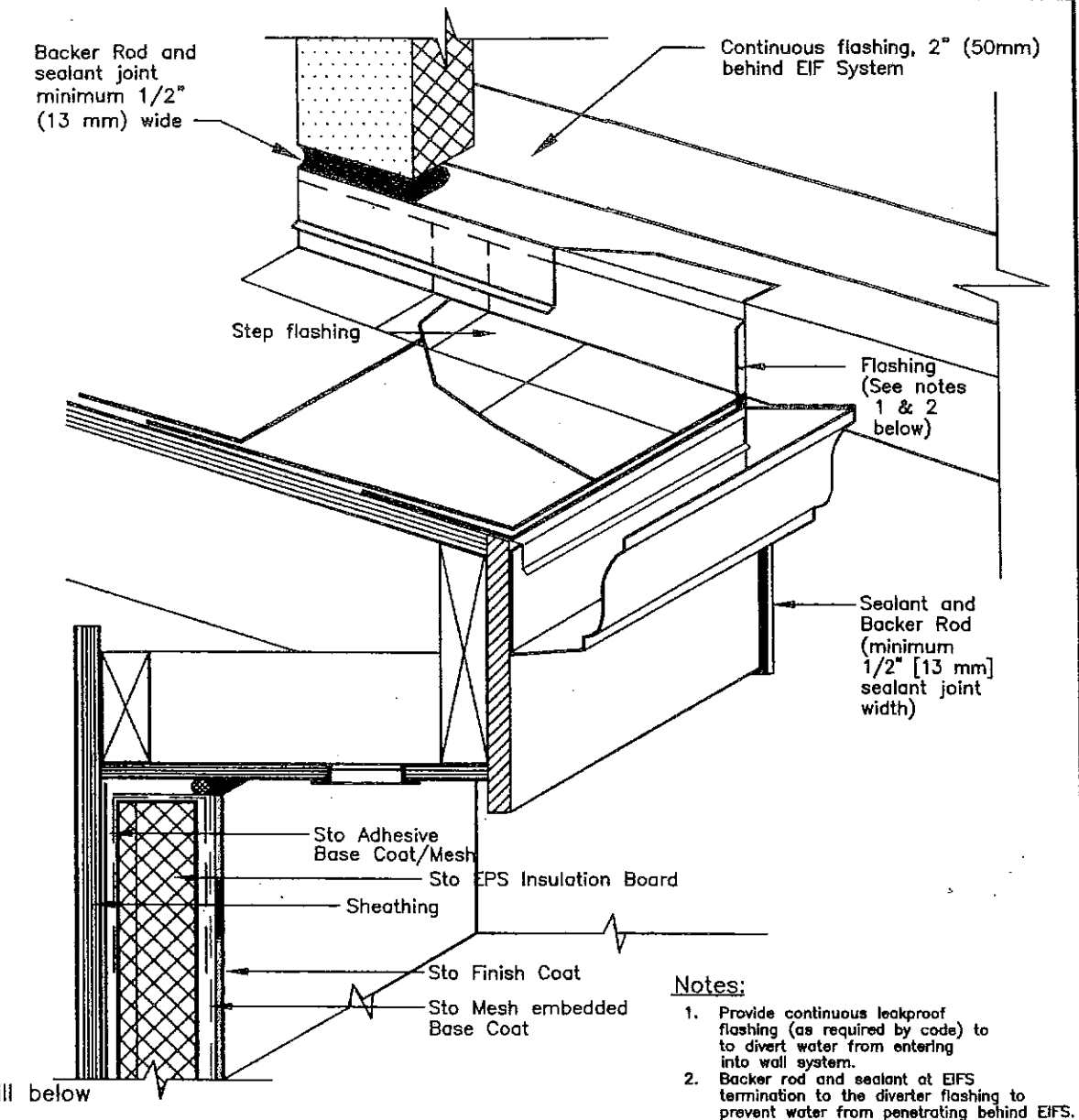
1. Provide minimum 3/4" (19 mm) sealant joint width.

CONSTRUCTION JOINT
N.T.S.



- Notes:**
1. Provide minimum 3/4" (19 mm) depth from back of insulation board to face of window frame for sufficient depth to install sealant.
 2. Provide minimum 1/2" (13 mm) sealant joint width.

WINDOW JAMB
N.T.S.



Notes:

1. Provide continuous leakproof flashing (as required by code) to divert water from entering into wall system.
2. Backer rod and sealant at EIFS termination to the diverter flashing to prevent water from penetrating behind EIFS.

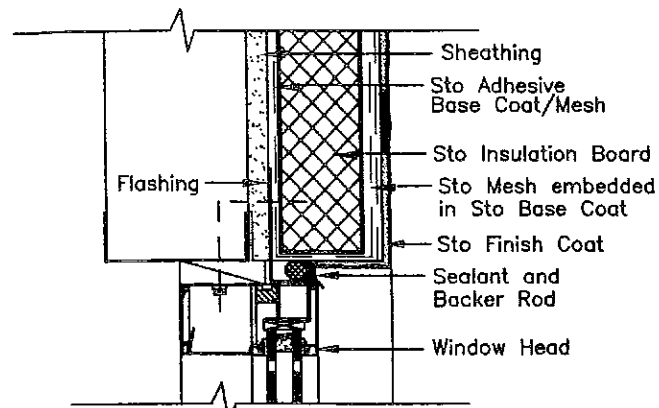
OVERHANG
N.T.S.

PRODUCT RENEWED
as complying with the Florida Building Code
Acceptance No. 08-0423.08
Expiration Date 08/14/2013
By *[Signature]*
Miami Dade Product Control Division

CERNY & IVEY ENGINEERS, INC.
CONSULTING ENGINEERS TESTING LABORATORY
5650 PEACHTREE PARKWAY, NORCROSS, GA 30092
(770)-449-8839 FAX (770)-368-1148

[Signature]
11-10-2008

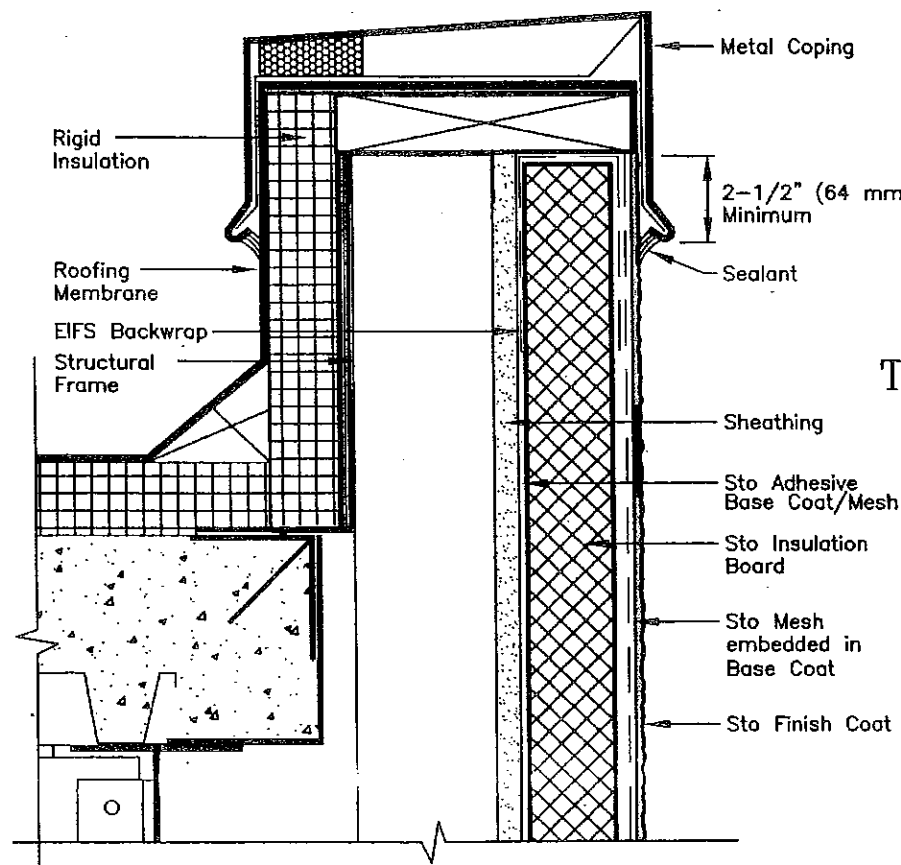
Sto Corp.
3800 Camp Creek Parkway
Building 1400, Suite 120
Atlanta, GA 30331
Sto H-AT EIFS
for
Large Missile
Impact Resistance
Drawing no. Sto H-AT
Page No. 2 of 3
Date: 11/5/2008
Not to Scale



Notes:

1. Provide minimum 3/4" (19 mm) depth from back of insulation board to face of window frame for sufficient depth to install sealant.
2. Provide minimum 1/2" (13 mm) sealant joint width.
3. Provide flashing as secondary barrier at sealant joint when called for by design professional.

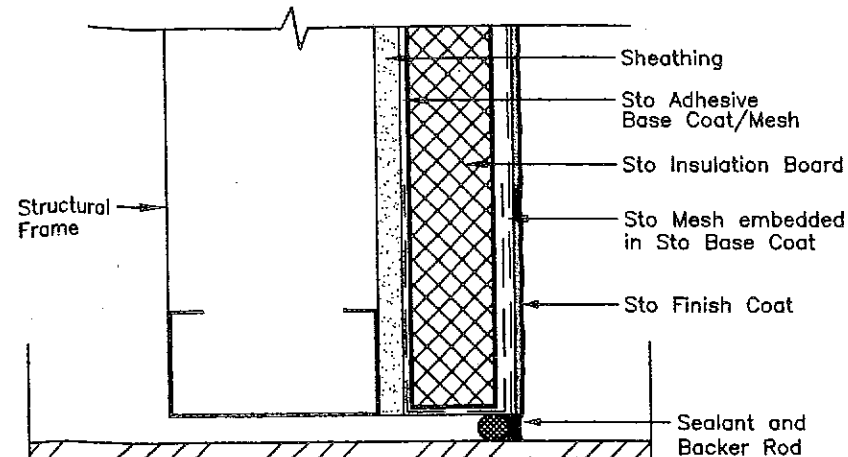
WINDOW HEAD
N.T.S.



Notes:

1. Protect exposed EIF System at parapet from weather damage during construction until permanently protected with coping.
2. Extend dimension of coping overlap for multi-story construction/coastal regions to prevent wind driven rain from entering behind system.

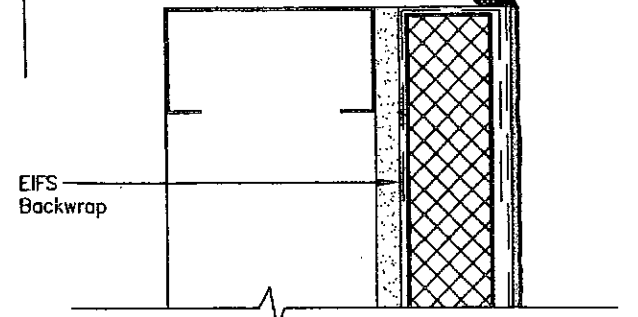
PARAPET
N.T.S.



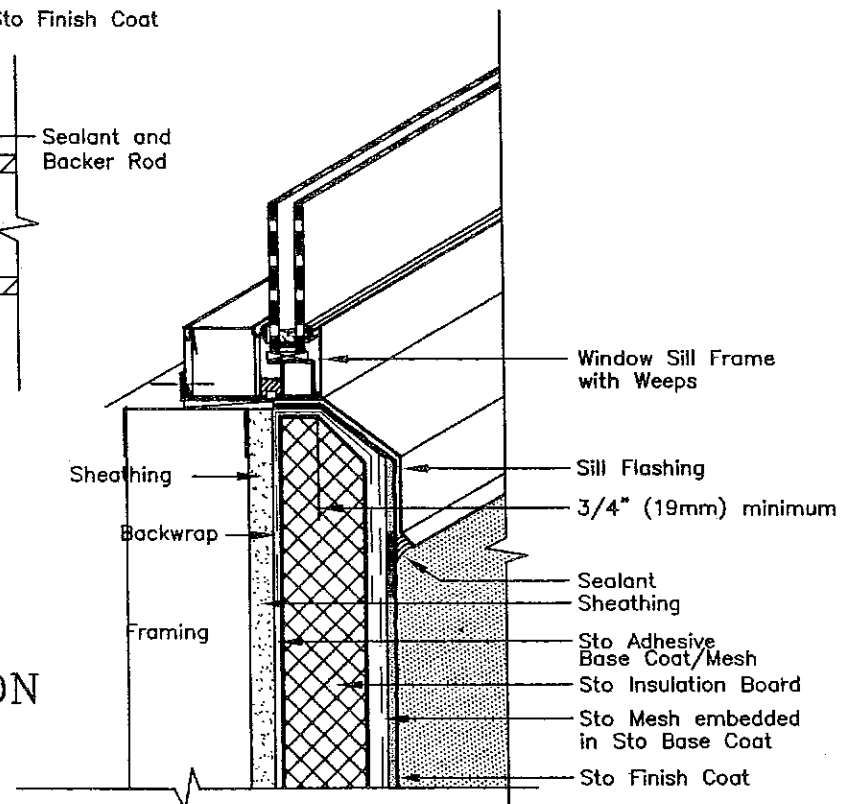
Notes:

1. Provide minimum 1/2" (13 mm) sealant joint width.

TERMINATION AT PENETRATION
N.T.S.



TYPICAL DETAILS



Notes:

1. Protect exposed EIF System at sill from weather damage during construction until permanently protected with sill flashing and sealant.
2. Pan up flashing @ jamb.

WINDOW SILL
N.T.S.

PRODUCT RENEWED
as complying with the Florida
Building Code
Acceptance No. 08-0423.08
Expiration Date 03/19/2013
By *[Signature]*
Miami Dade Product Control
Division

CERNY & IVEY ENGINEERS, INC.
CONSULTING ENGINEERS TESTING LABORATORY

5850 PEACHTREE PARKWAY, NORCROSS, GA 30092
(770)-449-6936 FAX (770)-368-1148

[Signature]
11-10-2008

Sto Corp.

3800 Camp Creek Parkway
Building 1400, Suite 120
Atlanta, GA 30331
Sto H-AT EIFS
for
Large Missile
Impact Resistance
Drawing no. Sto H-AT
Page No. 3 of 3
Date: 11/5/2008
Not to Scale